




SQUAW VALLEY PUBLIC SERVICE DISTRICT



FIRE DEPARTMENT REPORT

DATE: April 28, 2020
TO: District Board Members
FROM: Allen Riley, Fire Chief
SUBJECT: Fire Department Report – Information Only

BACKGROUND: The discussion section below provides information from the Fire Department regarding operations and activities that are not the subject of a separate report. This report is prepared to provide new information and recent progress only.

DISCUSSION: Training

EMS: SSV Protocols, ALS Scenarios, Mega-code, Patient Assessment, Pediatric Emergencies, Difficult airways, Infrequent skills Coronavirus/Covid-19 training, Cleaning/Decontamination.

Fire/Rescue: Pumping/drafting, Hoselays, Rural water supply, Fire Attack, Driver Training, District Familiarization, Search and VES.

Wildland Fire training: Shelter deployment, online trainings.

All outside training canceled until further notice.

Public Education

All public classes and meetings canceled until further notice.

Several (daily/weekly) conference calls with Placer County Office of Emergency Services (OES), SVPSD, JPA, NLTTs, and Regional Chiefs about the Coronavirus/Covid-19.

Fire Prevention

Commercial Inspections: All engine company inspections canceled until further notice. Several plan checks, sprinkler rough inspections and building final inspections.

Equipment

Spring maintenance and summer changeovers started.

Emergency Calls

Please see attached pages.

Total calls for the period: 11 (March 26, to April 22, 2020)

January 1st to April 22, 2019: 235 Calls; January 1st – April 22, 2020: 183 Calls

ATTACHMENTS: Total Record Volume by Incident Type Report.

DATE PREPARED: April 23, 2020



28%

FIRE
Percentage of Total Incidents

72%

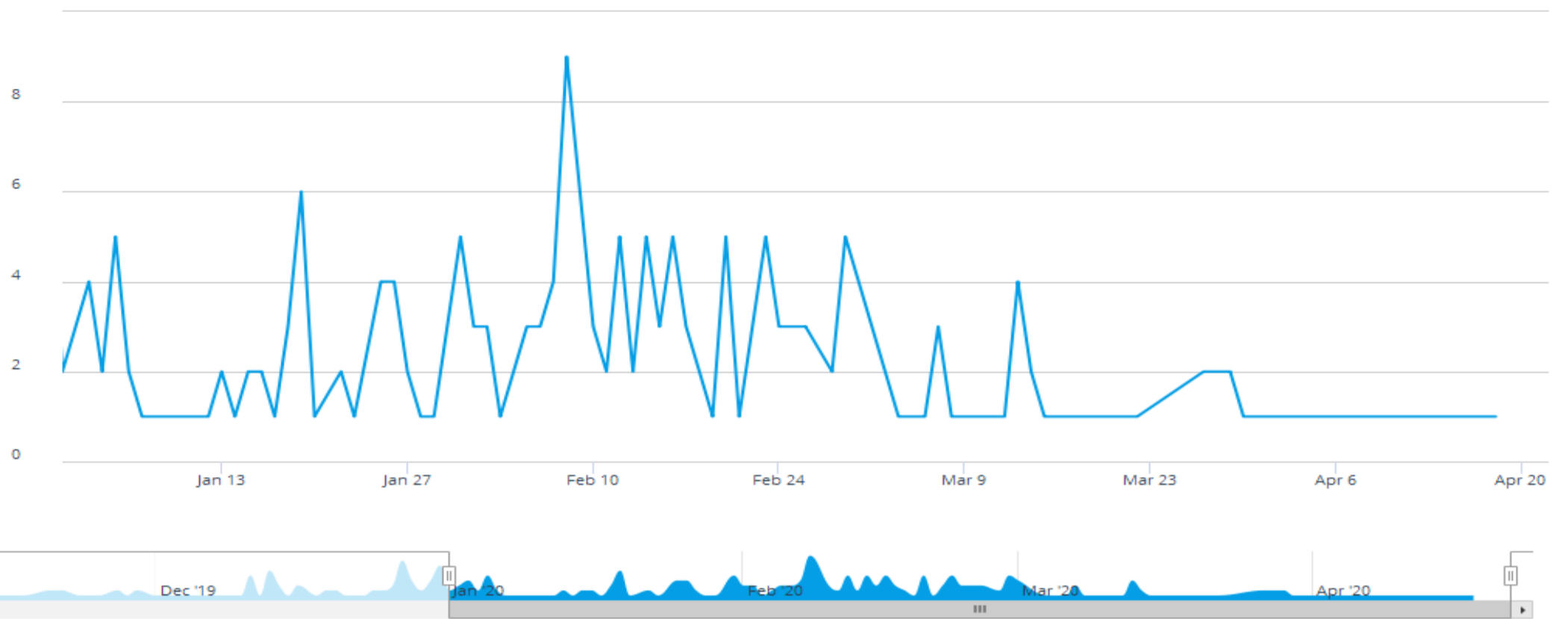
EMS
Percentage of Total Incidents

183

INCIDENTS
In Selected Time Slice

113

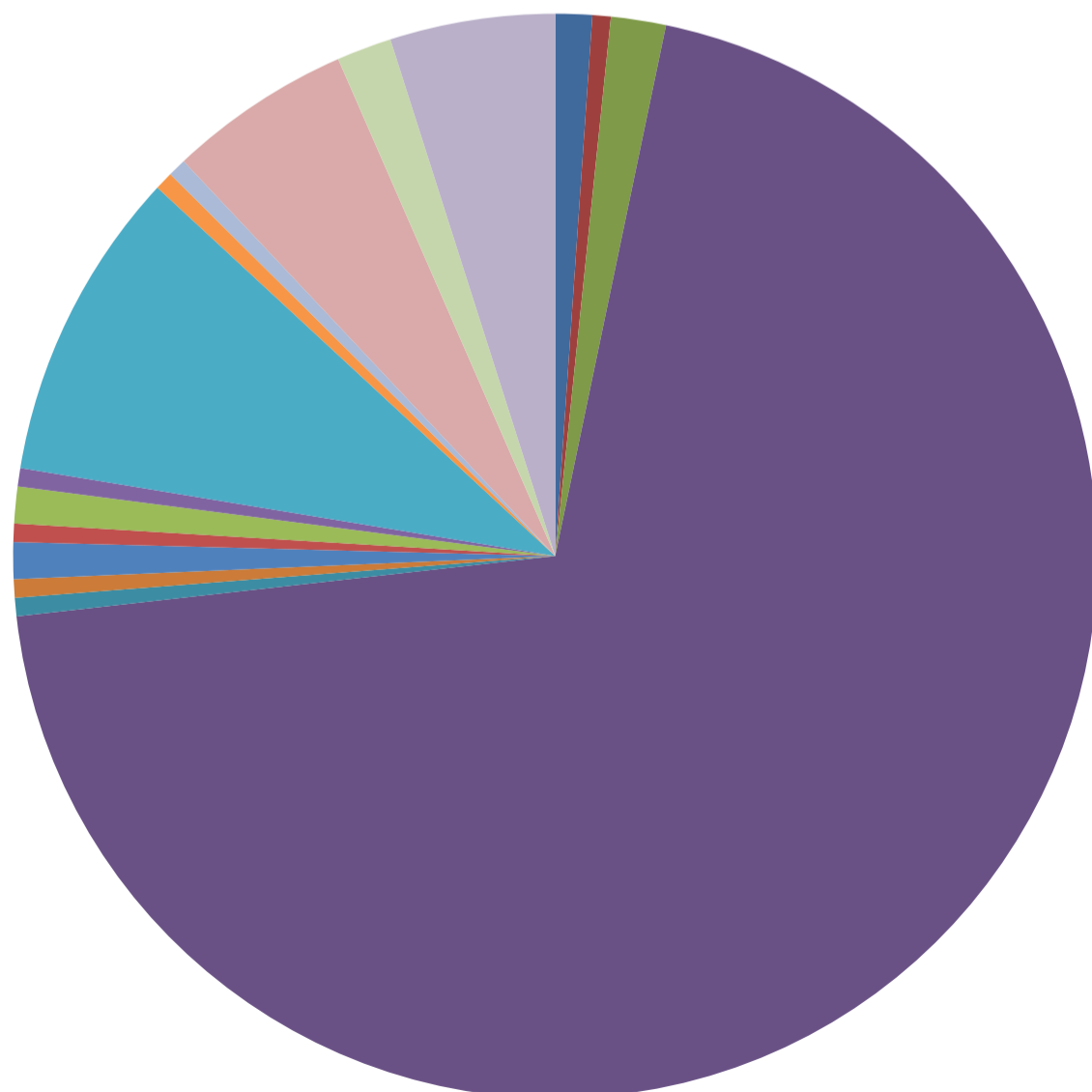
DAYS
In Selected Time Slice



Counts

	Jan '20	Feb '20	Mar '20	Apr '20	May '20	Total
Structure Fire	1	1				2
Mobile property (vehicle) fire	1					1
Medical assist	1	1	1			3
Emergency medical service (EMS) incident	44	68	13	3		128
Rescue or EMS standby		1				1
Combustible/flammable spills & leaks		1				1
Water problem		1	1			2
Animal problem or rescue	1					1
Public service assistance	1			1		2
Cover assignment, standby at fire station, move-up			1			1
Dispatched and canceled en route	5	6	5	1		17
Wrong location, no emergency found		1				1
Steam, other gas mistaken for smoke			1			1
HazMat release investigation w/no HazMat	4	2	3	1		10
System or detector malfunction	1	2				3
Unintentional system/detector operation (no fire)	3	5	1			9
Total	62	89	26	6		183

- Structure Fire
- Mobile property (vehicle) fire
- Medical assist
- Emergency medical service (EMS) incident
- Rescue or EMS standby
- Combustible/flammable spills & leaks
- Water problem
- Animal problem or rescue
- Public service assistance
- Cover assignment, standby at fire station, move-up
- Dispatched and canceled en route
- Wrong location, no emergency found
- Steam, other gas mistaken for smoke
- HazMat release investigation w/no HazMat
- System or detector malfunction
- Unintentional system/detector operation (no fire)



Monthly Report (March 26 to April 22, 2020)

64%

FIRE
Percentage of Total Incidents

36%

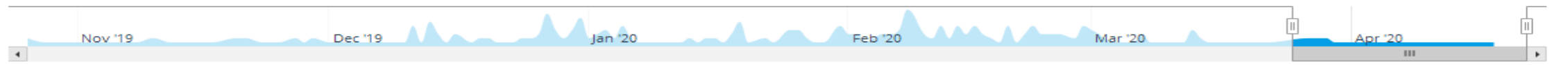
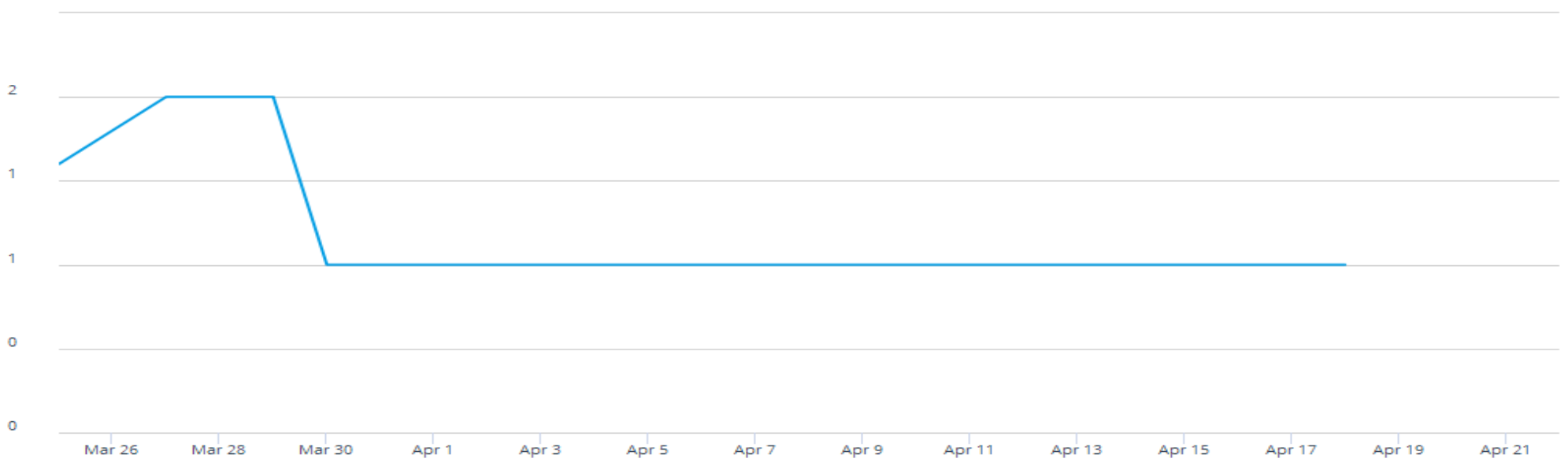
EMS
Percentage of Total Incidents

11

INCIDENTS
In Selected Time Slice

29

DAYS
In Selected Time Slice



Counts

Week Ending	3/29/20	4/5/20	4/12/20	4/19/20	4/26/20	Total
Emergency medical service (EMS) incident		2		2		4
Public service assistance			1			1
Cover assignment, standby at fire station, move-up	1					1
Dispatched and canceled en route	1	1				2
HazMat release investigation w/no HazMat	1		1			2
Unintentional system/detector operation (no fire)	1					1
Total	4	3	2	2		11

- Emergency medical service (EMS) incident
- Public service assistance
- Cover assignment, standby at fire station, move-up
- Dispatched and canceled en route
- HazMat release investigation w/no HazMat
- Unintentional system/detector operation (no fire)

