



OLYMPIC VALLEY PUBLIC SERVICE DISTRICT



EXHIBIT G-1
4 Pages

FIRE DEPARTMENT REPORT

DATE: November 17, 2020
TO: District Board Members
FROM: Allen Riley, Fire Chief
SUBJECT: Fire Department Report – Information Only

BACKGROUND: The discussion section below provides information from the Fire Department regarding operations and activities that are not the subject of a separate report. This report is prepared to provide new information and recent progress only.

DISCUSSION: Training

EMS: S-SV Policies & procedures, Infrequent skills, Childbirth, Coronavirus/Covid-19 training, Cleaning/Decontamination.

Fire/Rescue: Confined Space Rescue (CSR), Driver training, helicopter training, High Rise, District Familiarization (FDCs, sprinkler zone valves, standpipes, access/egress, pre-fire plans), performance standards.

Public Education

All public classes and meetings canceled until further notice.

Fire Prevention

Commercial Inspections: FD started limited engine company inspections taking place in the District.

Several plan checks, LPG inspections, sprinkler rough inspections and building final inspections. Several defensible space follow ups with HOAs.

Equipment

All equipment back in District and in service. Summer to winter equipment changeover started.

Emergency Calls:

Please see attached pages.

Total calls for the period: 25 (October 22 to November 10, 2020)

January 1st to Nov 10, 2019: 474 Calls; Jan 1st – Nov 10, 2020: 418 Calls

Wildland Mutual Aid:

OVFD engine and equipment were out of the local area for 67 days this summer, responding to 7 different large fires wildland across the state.

ATTACHMENTS: Total Record Volume by Incident Type Report.

DATE PREPARED: November 10, 2020



50%

FIRE
Percentage of Total Incidents

50%

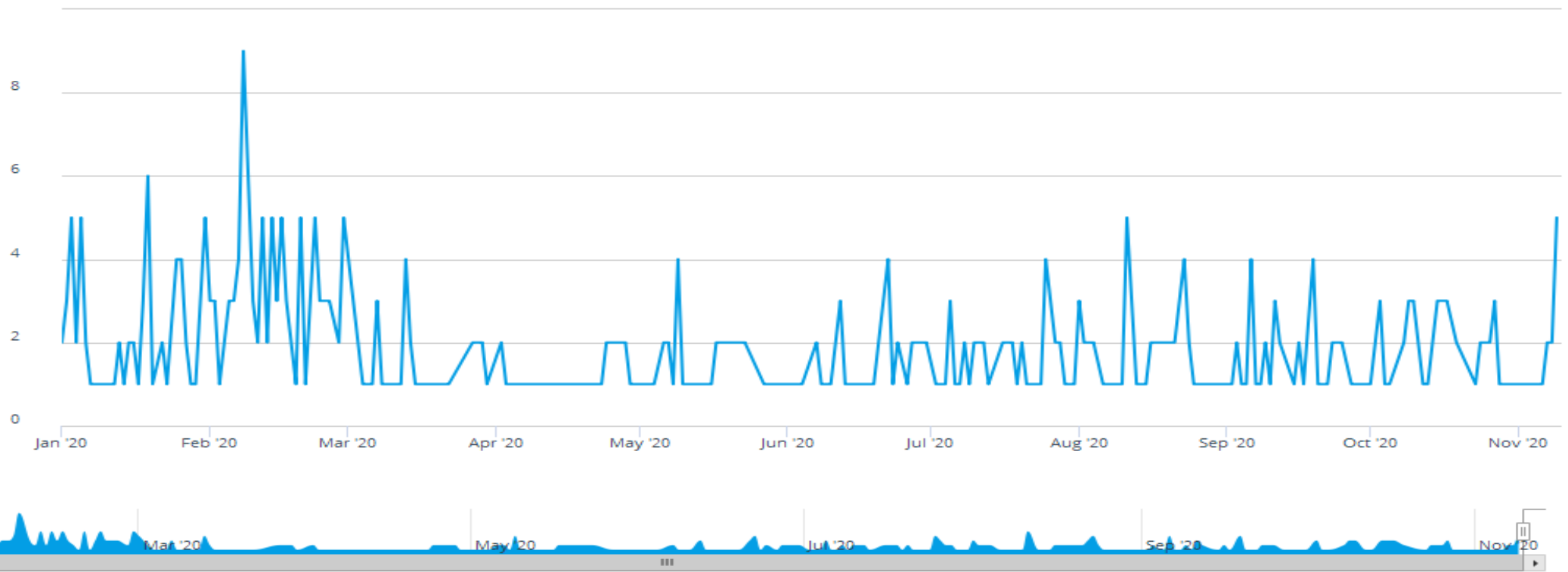
EMS
Percentage of Total Incidents

418

INCIDENTS
In Selected Time Slice

315

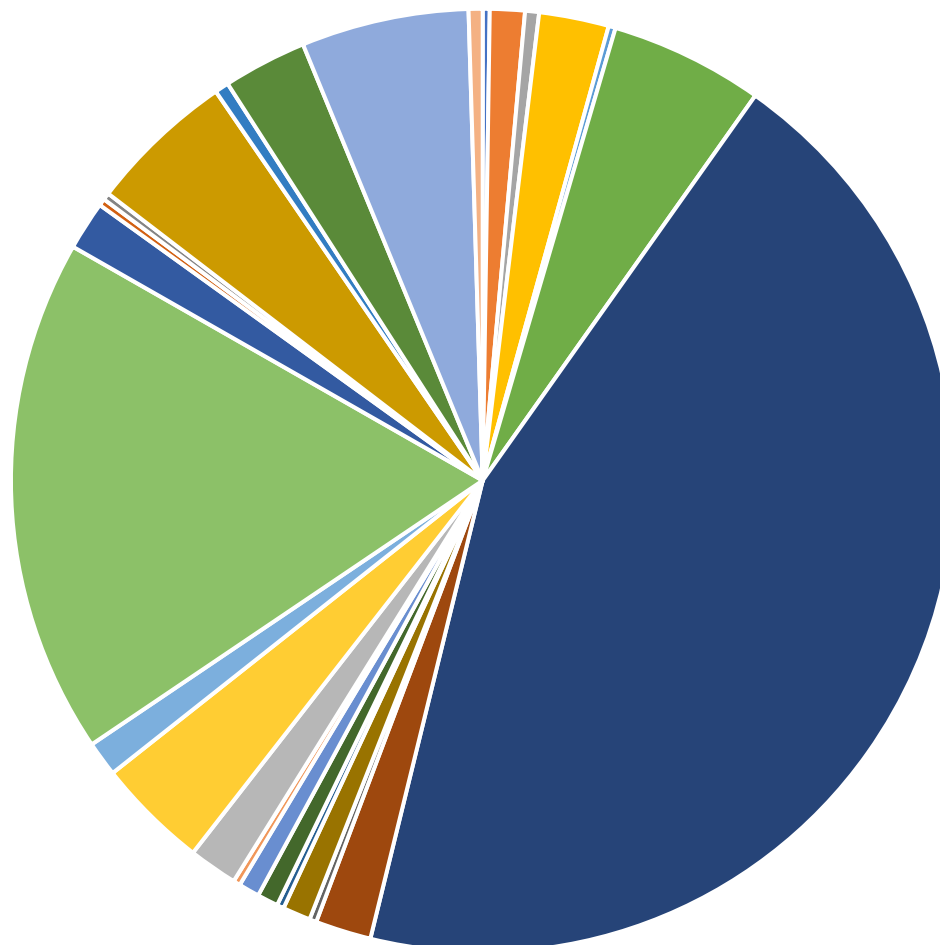
DAYS
In Selected Time Slice



Counts

	Jan '20	Feb '20	Mar '20	Apr '20	May '20	Jun '20	Jul '20	Aug '20	Sep '20	Oct '20	Nov '20	Total
Fire, other										1		1
Structure Fire	1	1						1	1	1		5
Mobile property (vehicle) fire	1									1		2
Natural vegetation fire						1	1	3	2	2	1	10
Special outside fire											1	1
Medical assist	1	1		1	2	1	3	7	4	2		22
Emergency medical service (EMS) incident	45	68	14	4	2	10	13	10	7	10	1	184
Extrication, rescue					2	2	4					8
Rescue or EMS standby		1										1
Combustible/flammable spills & leaks		1			1	1				1		4
Chemical release, reaction, or toxic condition							1					1
Electrical wiring/equipment problem							1	1			1	3
Water problem		1	1		1							3
Animal problem or rescue	1											1
Public service assistance	1			1					2	2	1	7
Unauthorized burning						1	2	5	5	2	1	16
Cover assignment, standby at fire station, move-up			1	2		1			1			5
Dispatched and canceled en route	5	6	5	3	5	7	10	9	9	10	5	74
Wrong location, no emergency found		1				1	1	3		1		7
Steam, other gas mistaken for smoke			1									1
EMS call where party has been transported								1				1
HazMat release investigation w/no HazMat	4	2	3	2	2	4			2	1	1	21
False alarm and false call, other										1	1	2
System or detector malfunction	1	2		1		1	1	1	3			12
Unintentional system/detector operation (no fire)	3	5	1	1	3	2	3	2	1	3		24
Citizen complaint									1	1		2
Total	63	89	26	15	21	33	43	39	37	38	14	418

- Fire, other
- Structure Fire
- Mobile property (vehicle) fire
- Natural vegetation fire
- Special outside fire
- Medical assist
- Emergency medical service (EMS) incident
- Extrication, rescue
- Rescue or EMS standby
- Combustible/flammable spills & leaks
- Chemical release, reaction, or toxic condition
- Electrical wiring/equipment problem
- Water problem
- Animal problem or rescue
- Public service assistance
- Unauthorized burning
- Cover assignment, standby at fire station, move-up
- Dispatched and canceled en route
- Wrong location, no emergency found
- Steam, other gas mistaken for smoke
- EMS call where party has been transported
- HazMat release investigation w/no HazMat
- False alarm and false call, other
- System or detector malfunction
- Unintentional system/detector operation (no fire)
- Citizen complaint



Monthly Report (October 22 to November 10, 2020)



eso



ANALYTICS

Total Record Volume By Incident Type

88%

FIRE
Percentage of Total Incidents

12%

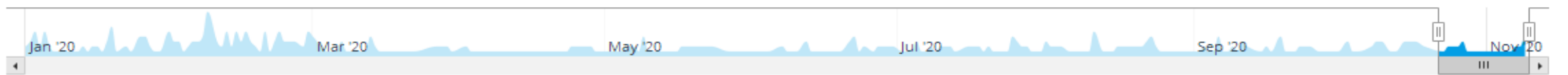
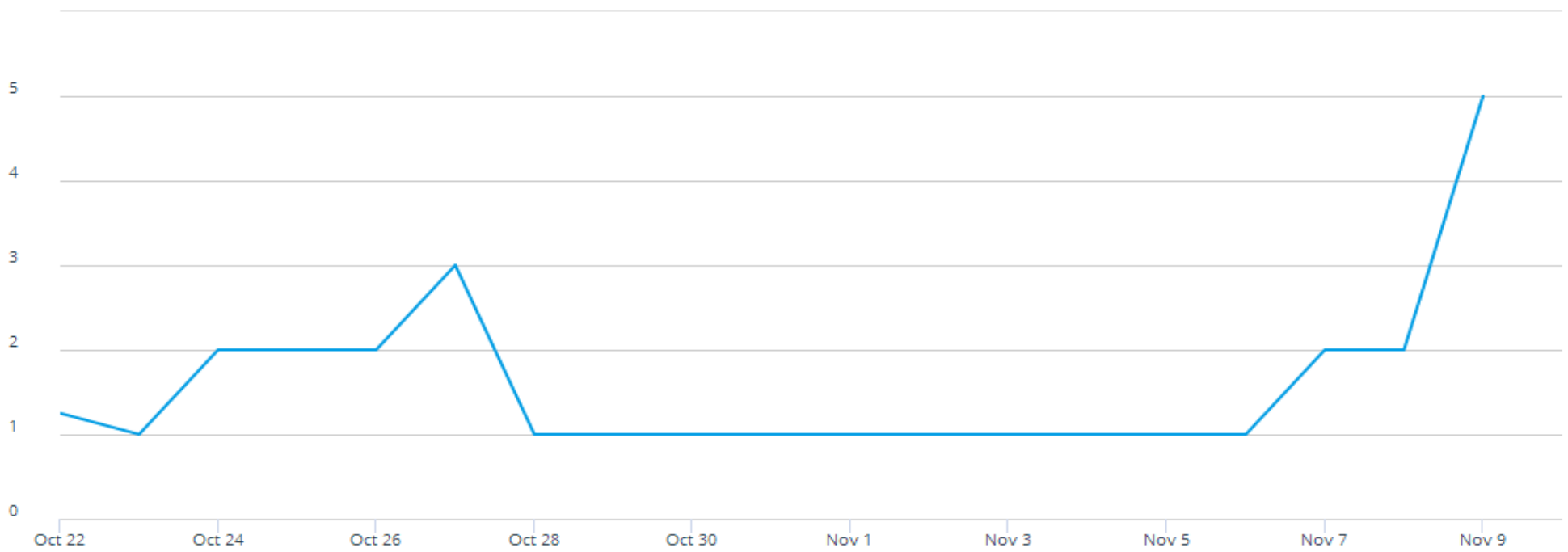
EMS
Percentage of Total Incidents

25

INCIDENTS
In Selected Time Slice

20

DAYS
In Selected Time Slice



Counts

Week Ending	10/25/20	11/1/20	11/8/20	11/15/20	Total
Fire, other		1			1
Natural vegetation fire		1			1
Special outside fire				1	1
Emergency medical service (EMS) incident	1	1		1	3
Electrical wiring/equipment problem			1		1
Public service assistance		1	1		2
Unauthorized burning		1			1
Dispatched and canceled en route	1	3	3	2	9
Wrong location, no emergency found	1				1
HazMat release investigation w/no HazMat		1	1		2
False alarm and false call, other			1		1
System or detector malfunction			1	1	2
Total	3	9	8	5	25

- Fire, other
- Natural vegetation fire
- Special outside fire
- Emergency medical service (EMS) incident
- Electrical wiring/equipment problem
- Public service assistance
- Unauthorized burning
- Dispatched and canceled en route
- Wrong location, no emergency found
- HazMat release investigation w/no HazMat
- False alarm and false call, other
- System or detector malfunction

