




SQUAW VALLEY PUBLIC SERVICE DISTRICT



FIRE DEPARTMENT REPORT

DATE: July 28, 2020
TO: District Board Members
FROM: Allen Riley, Fire Chief
SUBJECT: Fire Department Report – Information Only

BACKGROUND: The discussion section below provides information from the Fire Department regarding operations and activities that are not the subject of a separate report. This report is prepared to provide new information and recent progress only.

DISCUSSION: Training

EMS: SSV Protocols, Infrequent Skills, Anaphylaxis, Mega Code, Coronavirus/Covid-19 training, Cleaning/Decontamination.

Fire/Rescue: Driver Training, District Familiarization, FF Survival, Radios, Ladders, Vehicle Accidents/Air Bags.

All outside training canceled until further notice.

Public Education

All public classes and meetings canceled until further notice.

Several (daily/weekly) conference calls with Placer County Office of Emergency Services (OES), SVPSD, JPA, NLTT, and Regional Chiefs about the Coronavirus/Covid-19. Summer defensible space signs up in the Valley.

Fire Prevention

Commercial Inspections: All engine company inspections canceled until further notice. Several plan checks, sprinkler rough inspections and building final inspections. Several meetings with Placer County about STRs (Short Term Rentals) and Hazardous Vegetation Ordinance (Defensible Space). First round of Defensible Space Inspections complete.

Equipment

No change in status.

Emergency Calls:

Please see attached pages.

Total calls for the period: 36 (June 23 to July 21, 2020)

January 1st to July 21, 2019: 356 Calls; January 1st – July 21, 2020: 268 Calls

Wildland Mutual Aid:

- B-22 responded to the Poeville Fire in Reno for a 23 hour Assignment.
- Captain Chisholm responded to the Numbers Fire as a STEN-T (Overhead Position) for a 5 day assignment.
- B-22 responded to the Hog Incident (near Susanville), they are still there at the writing of this report.

ATTACHMENTS: Total Record Volume by Incident Type Report.

DATE PREPARED: July 22, 2020



41%

FIRE
Percentage of Total Incidents

59%

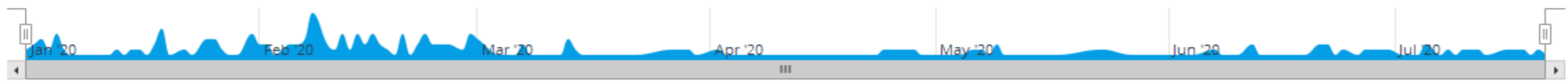
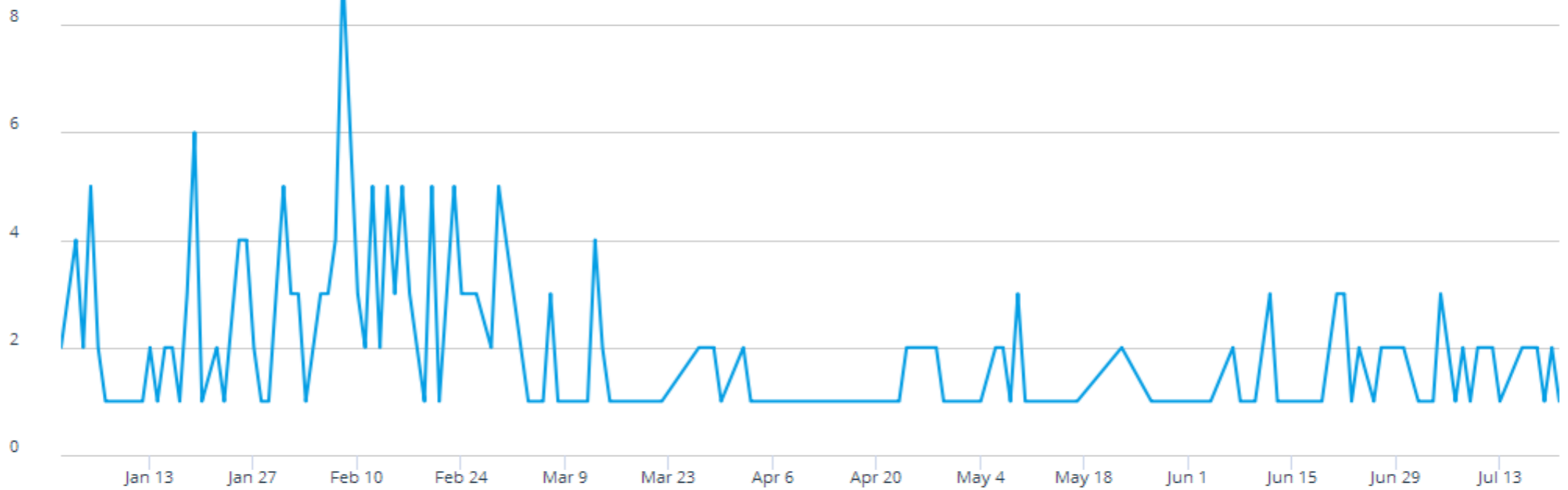
EMS
Percentage of Total Incidents

268

INCIDENTS
In Selected Time Slice

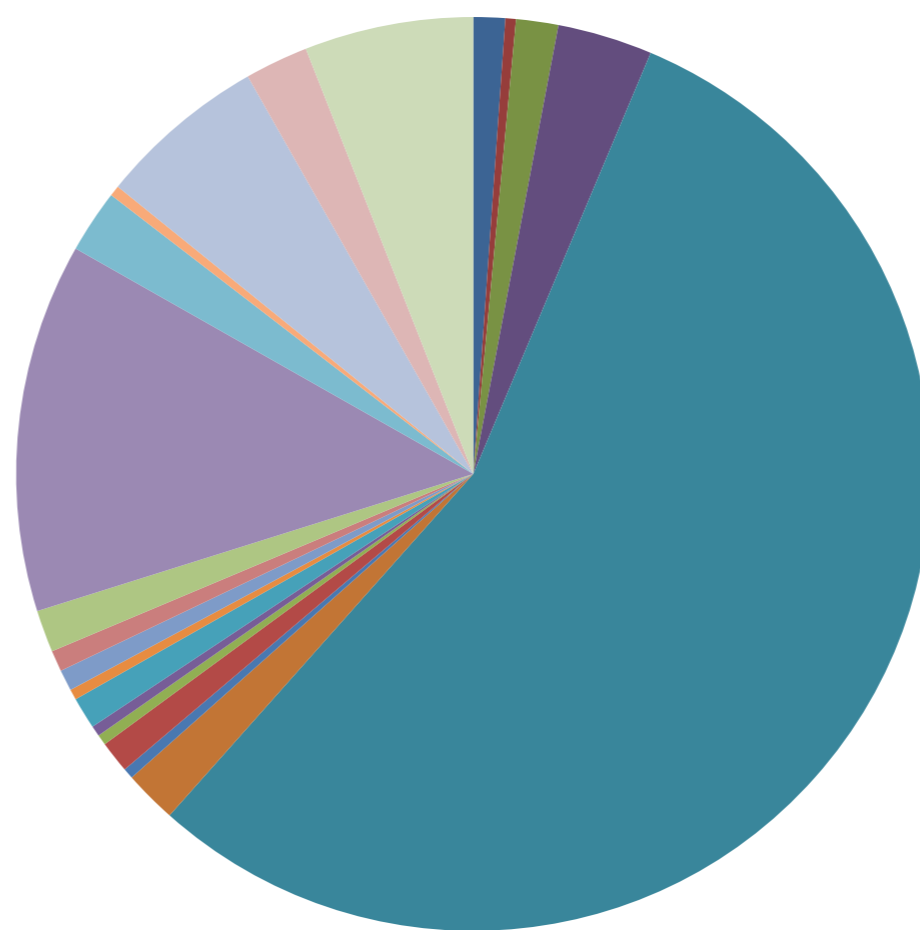
203

DAYS
In Selected Time Slice



	Jan '20	Feb '20	Mar '20	Apr '20	May '20	Jun '20	Jul '20	Total
Structure Fire	1	1					1	3
Mobile property (vehicle) fire	1							1
Natural vegetation fire					1	1	2	4
Medical assist	1	1		1	2	1	3	9
Emergency medical service (EMS) incident	44	68	14	4	2	10	6	148
Extrication, rescue					1	2	2	5
Rescue or EMS standby		1						1
Combustible/flammable spills & leaks		1			1	1		3
Chemical release, reaction, or toxic condition						1		1
Electrical wiring/equipment problem						1		1
Water problem		1	1		1			3
Animal problem or rescue	1							1
Public service assistance	1			1				2
Unauthorized burning					1		1	2
Cover assignment, standby at fire station, move-up			1	2		1		4
Dispatched and canceled en route	5	6	5	3	3	7	6	35
Wrong location, no emergency found		1			1	1	3	6
Steam, other gas mistaken for smoke			1					1
HazMat release investigation w/no HazMat	4	2	3	2	2	3		16
System or detector malfunction	1	2		1		1	1	6
Unintentional system/detector operation (no fire)	3	5	1	1	3	2	1	16
Total	62	89	26	15	18	32	26	268

- Structure Fire
- Mobile property (vehicle) fire
- Natural vegetation fire
- Medical assist
- Emergency medical service (EMS) incident
- Extrication, rescue
- Rescue or EMS standby
- Combustible/flammable spills & leaks
- Chemical release, reaction, or toxic condition
- Electrical wiring/equipment problem
- Water problem
- Animal problem or rescue
- Public service assistance
- Unauthorized burning
- Cover assignment, standby at fire station, move-up
- Dispatched and canceled en route
- Wrong location, no emergency found
- Steam, other gas mistaken for smoke
- HazMat release investigation w/no HazMat
- System or detector malfunction
- Unintentional system/detector operation (no fire)

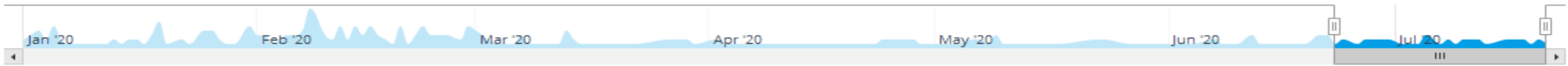
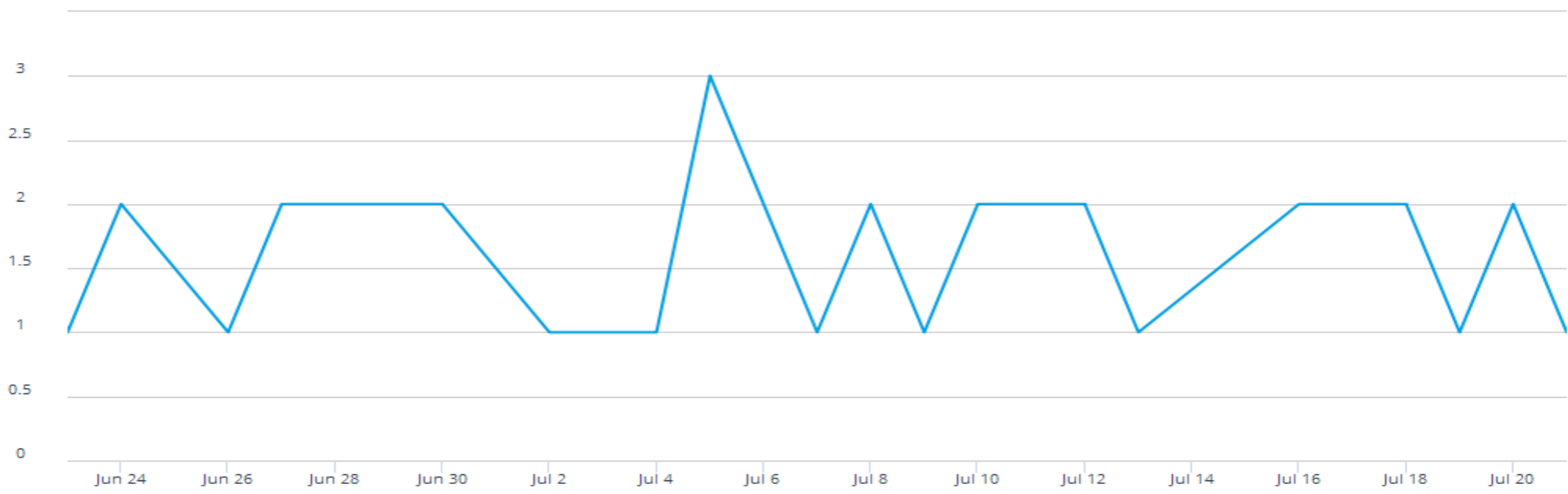


67%
FIRE
 Percentage of Total Incidents

33%
EMS
 Percentage of Total Incidents

36
INCIDENTS
 In Selected Time Slice

29
DAYS
 In Selected Time Slice



Counts

Week Ending	6/28/20	7/5/20	7/12/20	7/19/20	7/26/20	Total
Structure Fire			1			1
Natural vegetation fire	1		1		1	3
Medical assist			1	2		3
Emergency medical service (EMS) incident	2	3	2	2		9
Extrication, rescue		1		1		2
Combustible/flammable spills & leaks	1					1
Unauthorized burning					1	1
Cover assignment, standby at fire station, move-up	1					1
Dispatched and canceled en route	1		3	2	1	7
Wrong location, no emergency found		1	1	1		3
HazMat release investigation w/no HazMat	1	1				2
System or detector malfunction		1				1
Unintentional system/detector operation (no fire)	1		1			2
Total	8	7	10	8	3	36

- Structure Fire
- Natural vegetation fire
- Medical assist
- Emergency medical service (EMS) incident
- Extrication, rescue
- Combustible/flammable spills & leaks
- Unauthorized burning
- Cover assignment, standby at fire station, move-up
- Dispatched and canceled en route
- Wrong location, no emergency found
- HazMat release investigation w/no HazMat
- System or detector malfunction
- Unintentional system/detector operation (no fire)

