




SQUAW VALLEY PUBLIC SERVICE DISTRICT



Fire Department Status Report

DATE: September 15, 2017
TO: District Board Members
FROM: Allen Riley, Fire Chief
SUBJECT: Fire Department Status Report – Information Only

1. Training – Hose lays, hydraulic tools, Multi Casualty Incidents, pumping apparatus, Confined Space Rescue, Village familiarization, Fire Simulator, RIC Training, Radios, Rope Rescue, SCBA's, EMS Bags, Trauma and Medical Scenarios.
2. Public Education – Child passenger safety carseat fittings, community CPR classes, CPR skills. Fire Drill at Creekside Charter School.
3. Fire Prevention – Defensible space inspections, residential final inspections. Commercial occupancy inspections: SVR Marketing, Tent inspections for Village Events
4. Equipment – New B-21 delivery delayed up to 6 weeks. Old B-21 is in need of several repairs after a few weeks on fires. Prep for surplus sale, see attached pages.
5. Emergency Calls - please see attached pages

Total for the period: 51

2017 year to date: 503

2016 year to date: 426

Squaw Valley Fire Department

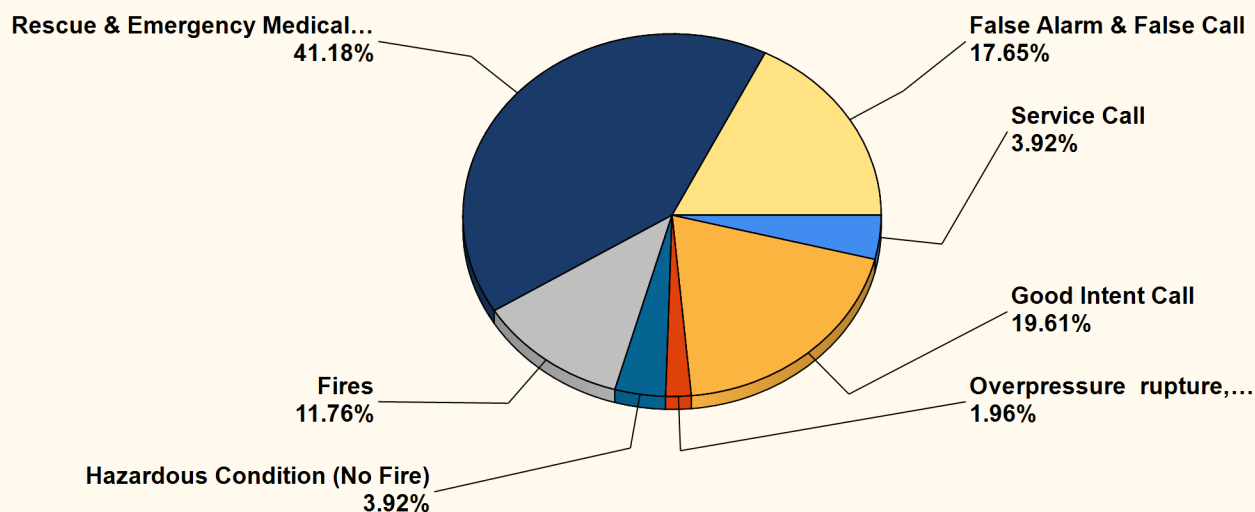
Olympic Valley, CA

This report was generated on 9/15/2017 10:05:39 AM



Breakdown by Major Incident Types for Date Range

Zone(s): All Zones | Start Date: 08/18/2017 | End Date: 09/15/2017



MAJOR INCIDENT TYPE	# INCIDENTS	% of TOTAL
Fires	6	11.76%
Overpressure rupture, explosion, or overheating - no fire	1	1.96%
Rescue & Emergency Medical Service	21	41.18%
Hazardous Condition (No Fire)	2	3.92%
Service Call	2	3.92%
Good Intent Call	10	19.61%
False Alarm & False Call	9	17.65%
TOTAL	51	100.00%

Only REVIEWED incidents included. Summary results for a major incident type are not displayed if the count is zero.

Detailed Breakdown by Incident Type

INCIDENT TYPE	# INCIDENTS	% of TOTAL
111 - Building fire	1	1.96%
131 - Passenger vehicle fire	1	1.96%
140 - Natural vegetation fire, other	1	1.96%
141 - Forest, woods or wildland fire	3	5.88%
251 - Excessive heat, scorch burns with no ignition	1	1.96%
311 - Medical assist, assist EMS crew	1	1.96%
321 - EMS call, excluding vehicle accident with injury	18	35.29%
350 - Extrication, rescue, other	2	3.92%
424 - Carbon monoxide incident	1	1.96%
444 - Power line down	1	1.96%
550 - Public service assistance, other	1	1.96%
571 - Cover assignment, standby, moveup	1	1.96%
611 - Dispatched & cancelled en route	10	19.61%
733 - Smoke detector activation due to malfunction	1	1.96%
735 - Alarm system sounded due to malfunction	2	3.92%
743 - Smoke detector activation, no fire - unintentional	2	3.92%
744 - Detector activation, no fire - unintentional	2	3.92%
745 - Alarm system activation, no fire - unintentional	2	3.92%
TOTAL INCIDENTS:	51	100.00%

Only REVIEWED incidents included. Summary results for a major incident type are not displayed if the count is zero.

Squaw Valley Fire Department

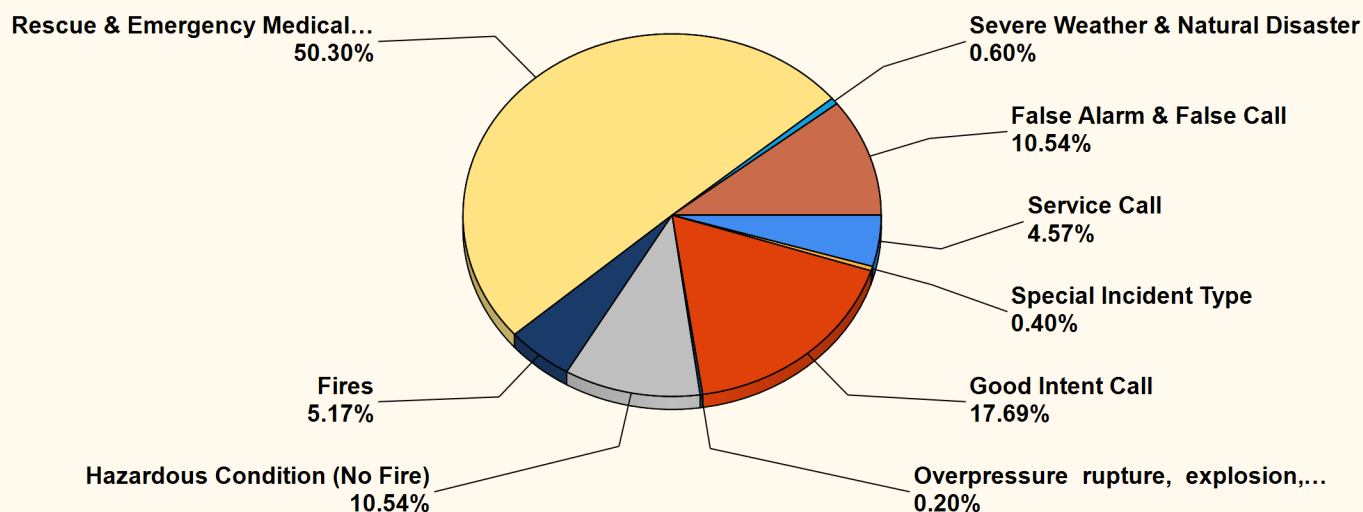
Olympic Valley, CA

This report was generated on 9/15/2017 10:04:06 AM



Breakdown by Major Incident Types for Date Range

Zone(s): All Zones | Start Date: 01/01/2017 | End Date: 09/15/2017



MAJOR INCIDENT TYPE	# INCIDENTS	% of TOTAL
Fires	26	5.17%
Overpressure rupture, explosion, overhear - no fire	1	0.20%
Rescue & Emergency Medical Service	253	50.30%
Hazardous Condition (No Fire)	53	10.54%
Service Call	23	4.57%
Good Intent Call	89	17.69%
False Alarm & False Call	53	10.54%
Severe Weather & Natural Disaster	3	0.60%
Special Incident Type	2	0.40%
TOTAL	503	100.00%

Only REVIEWED incidents included. Summary results for a major incident type are not displayed if the count is zero.

Detailed Breakdown by Incident Type


INCIDENT TYPE	# INCIDENTS	% of TOTAL
100 - Fire, other	1	0.20%
111 - Building fire	8	1.59%
114 - Chimney or flue fire, confined to chimney or flue	2	0.40%
131 - Passenger vehicle fire	2	0.40%
140 - Natural vegetation fire, other	1	0.20%
141 - Forest, woods or wildland fire	10	1.99%
142 - Brush or brush-and-grass mixture fire	2	0.40%
251 - Excessive heat, scorch burns with no ignition	1	0.20%
300 - Rescue, EMS incident, other	2	0.40%
311 - Medical assist, assist EMS crew	8	1.59%
320 - Emergency medical service, other	5	0.99%
321 - EMS call, excluding vehicle accident with injury	215	42.74%
322 - Motor vehicle accident with injuries	7	1.39%
323 - Motor vehicle/pedestrian accident (MV Ped)	3	0.60%
324 - Motor vehicle accident with no injuries.	6	1.19%
350 - Extrication, rescue, other	4	0.80%
363 - Swift water rescue	3	0.60%
410 - Combustible/flammable gas/liquid condition, other	1	0.20%
412 - Gas leak (natural gas or LPG)	20	3.98%
424 - Carbon monoxide incident	5	0.99%
444 - Power line down	23	4.57%
445 - Arcing, shorted electrical equipment	1	0.20%
461 - Building or structure weakened or collapsed	3	0.60%
500 - Service Call, other	2	0.40%
510 - Person in distress, other	1	0.20%
520 - Water problem, other	1	0.20%
521 - Water evacuation	1	0.20%
531 - Smoke or odor removal	1	0.20%
550 - Public service assistance, other	3	0.60%
551 - Assist police or other governmental agency	3	0.60%
553 - Public service	3	0.60%
554 - Assist invalid	1	0.20%
571 - Cover assignment, standby, moveup	7	1.39%
611 - Dispatched & cancelled en route	72	14.31%
622 - No incident found on arrival at dispatch address	1	0.20%
631 - Authorized controlled burning	1	0.20%
652 - Steam, vapor, fog or dust thought to be smoke	1	0.20%
671 - HazMat release investigation w/no HazMat	14	2.78%
710 - Malicious, mischievous false call, other	1	0.20%
711 - Municipal alarm system, malicious false alarm	2	0.40%
714 - Central station, malicious false alarm	1	0.20%
730 - System malfunction, other	1	0.20%
731 - Sprinkler activation due to malfunction	1	0.20%
732 - Extinguishing system activation due to malfunction	1	0.20%
733 - Smoke detector activation due to malfunction	4	0.80%
734 - Heat detector activation due to malfunction	2	0.40%
735 - Alarm system sounded due to malfunction	9	1.79%
736 - CO detector activation due to malfunction	2	0.40%
740 - Unintentional transmission of alarm, other	1	0.20%
741 - Sprinkler activation, no fire - unintentional	1	0.20%
743 - Smoke detector activation, no fire - unintentional	12	2.39%
744 - Detector activation, no fire - unintentional	5	0.99%
745 - Alarm system activation, no fire - unintentional	10	1.99%
800 - Severe weather or natural disaster, other	1	0.20%
815 - Severe weather or natural disaster standby	2	0.40%

Only REVIEWED incidents included. Summary results for a major incident type are not displayed if the count is zero.

Detailed Breakdown by Incident Type

INCIDENT TYPE	# INCIDENTS	% of TOTAL
911 - Citizen complaint	2	0.40%
TOTAL INCIDENTS:	503	100.00%

Only REVIEWED incidents included. Summary results for a major incident type are not displayed if the count is zero.



August 24, 2017

Squaw Valley FD
P.O. Box 2522
Olympic Valley, CA 96146

Dear: Squaw Valley FD

On behalf of the entire Mariposa County travel industry, thank you for your diligence and commitment to saving the towns of Mariposa, Bear Valley and Coulterville as well as dozens of vacation rental homes and businesses throughout the region. Your tireless efforts protected the livelihood of so many in this county who rely on the tourism industry and its economic vitality.

Although the fire and its effects temporarily inconvenienced business owners and thousands of guests, the community has rebounded quickly and seems to be back on track to regaining its economic vitality from the high demand to experience Yosemite National Park and the gateway communities.

It is sobering to have been directly affected by such an incident, and we are so grateful that the men and women who make up first responder agencies from all over the state and the region would put themselves in harm's way to protect the lives and assets of people with whom they have no direct association. This letter is a meager, but heartfelt, effort to express the deep appreciation felt by so many in our community.

Again, thank you.

Sincerely,

Terry Selk
Executive Director
Yosemite Mariposa County Tourism Bureau



TRUCKEE TAHOE AIRPORT DISTRICT

10356 Truckee Airport Rd.

Truckee, CA 96161

(530) 587-4119 tel

(530) 587-2984 fax

WWW.TRUCKEETAHOEAIRPORT.COM

DIRECTORS

LISA WALLACE

RICK STEPHENS

JOHN JONES

JAMES W. MORRISON

TERESA O'DETTE

August 29, 2017

Dear Chief Allen Riley,

On behalf of the Truckee Tahoe Airport District and our Air Show Committee, I wanted to take a moment and thank you for providing equipment and crews for our 2017 Air Show and Family Festival. The Show was a tremendous success. Here are a few facts about this year's Show:

- It was a very fun event for all how attended.
- 20,000 in attendance (estimated 70% are local residents).
- \$58,000 was raised for local youth programs.
- 15 non-profit and public agencies had public information displays.
- This continues to be a free event for our shared constitutes.

Safety and Security is our #1 priority for this event. We could not meet that mission without partners like you to help. Your participation is very much appreciated and does not go unnoticed.

Thank you again for all your help and assistance to make this community event safe and successful.

Sincerely,

Kevin Smith,
General Manager