




SQUAW VALLEY PUBLIC SERVICE DISTRICT



Fire Department Status Report

DATE: July 18, 2018
TO: District Board Members
FROM: Allen Riley, Fire Chief
SUBJECT: Fire Department Status Report – Information Only

1. Training – EMS Pedi Policies/Protocols/Medications, Infrequent Skills, Mega-Code, CQI, CO/RAD 57, BBP, Intubation, King Tube, Rescue Systems, High Angle Rescue, Trench Rescue, Ventilation-Flow Paths, Task Books, Driver Training, District Familiarization, Drone Training with B-5, RT-130 Training – Wildland Seasonal Training – WUI, Off-road Driver Training, Radio Operations, I-Zone, Pack Test. SVFD promoted PT Firefighter Erickson to Full Time, and hired a new Firefighter-Paramedic, Scott Halterman.
2. Public Education – Child passenger safety carseat fittings, community CPR classes, CPR skills. CSDA Station Tour.
3. Fire Prevention –Commercial occupancy inspections: Graham’s Restaurant, Christy Inn, Squaw Valley Realty/7-Plex. Defensible Space inspections in the Valley and River Corridor and mailings for violations.
4. Equipment – Old B-21 received some maintenance and upgrades while new B-22 has been out to several fires in N CA including the Pawnee Fire, County Fire, Klamathon Fire and, at the time of this report, the Ferguson Fire. The engine and the crews have been doing a great job! B-22 was also on Fire Standby at the Truckee Airshow. Old E-1 had a hosebed full of kids for the Truckee 4th of July Parade and was at the Static Display at the Truckee Airshow.
5. Emergency Calls - please see attached pages

Total for the period: 39

2018 year to date: 333

2017 year to date: 415

Squaw Valley Fire Department

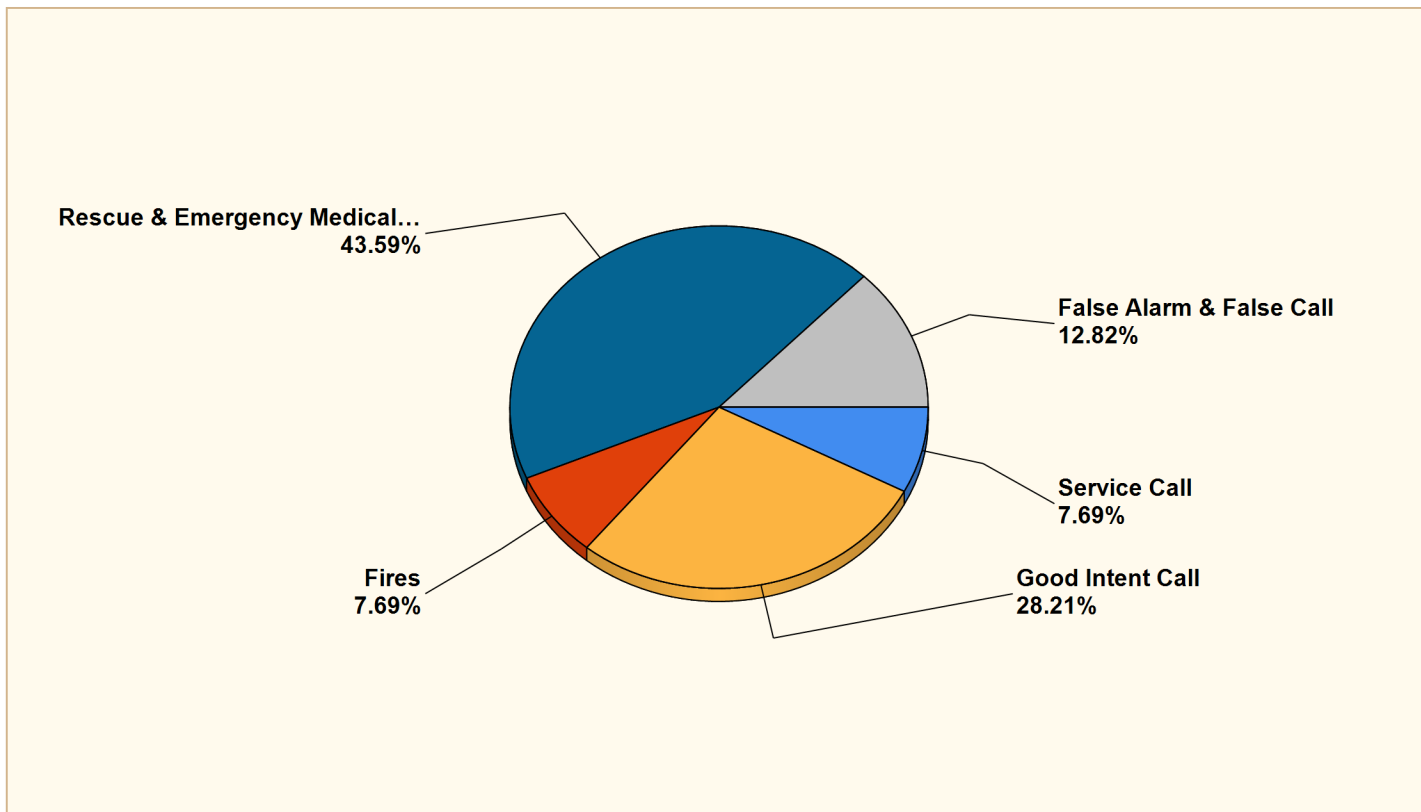
Olympic Valley, CA

This report was generated on 7/17/2018 3:46:05 PM



Breakdown by Major Incident Types for Date Range

Zone(s): All Zones | Start Date: 06/19/2018 | End Date: 07/17/2018



MAJOR INCIDENT TYPE	# INCIDENTS	% of TOTAL
Fires	3	7.69%
Rescue & Emergency Medical Service	17	43.59%
Service Call	3	7.69%
Good Intent Call	11	28.21%
False Alarm & False Call	5	12.82%
TOTAL	39	100.00%

Only REVIEWED incidents included. Summary results for a major incident type are not displayed if the count is zero.

Detailed Breakdown by Incident Type

INCIDENT TYPE	# INCIDENTS	% of TOTAL
118 - Trash or rubbish fire, contained	1	2.56%
141 - Forest, woods or wildland fire	2	5.13%
300 - Rescue, EMS incident, other	1	2.56%
321 - EMS call, excluding vehicle accident with injury	14	35.90%
322 - Motor vehicle accident with injuries	1	2.56%
324 - Motor vehicle accident with no injuries.	1	2.56%
522 - Water or steam leak	1	2.56%
550 - Public service assistance, other	1	2.56%
551 - Assist police or other governmental agency	1	2.56%
611 - Dispatched & cancelled en route	8	20.51%
651 - Smoke scare, odor of smoke	2	5.13%
671 - HazMat release investigation w/no HazMat	1	2.56%
731 - Sprinkler activation due to malfunction	1	2.56%
735 - Alarm system sounded due to malfunction	2	5.13%
743 - Smoke detector activation, no fire - unintentional	1	2.56%
746 - Carbon monoxide detector activation, no CO	1	2.56%
TOTAL INCIDENTS:	39	100.00%

Only REVIEWED incidents included. Summary results for a major incident type are not displayed if the count is zero.

Squaw Valley Fire Department

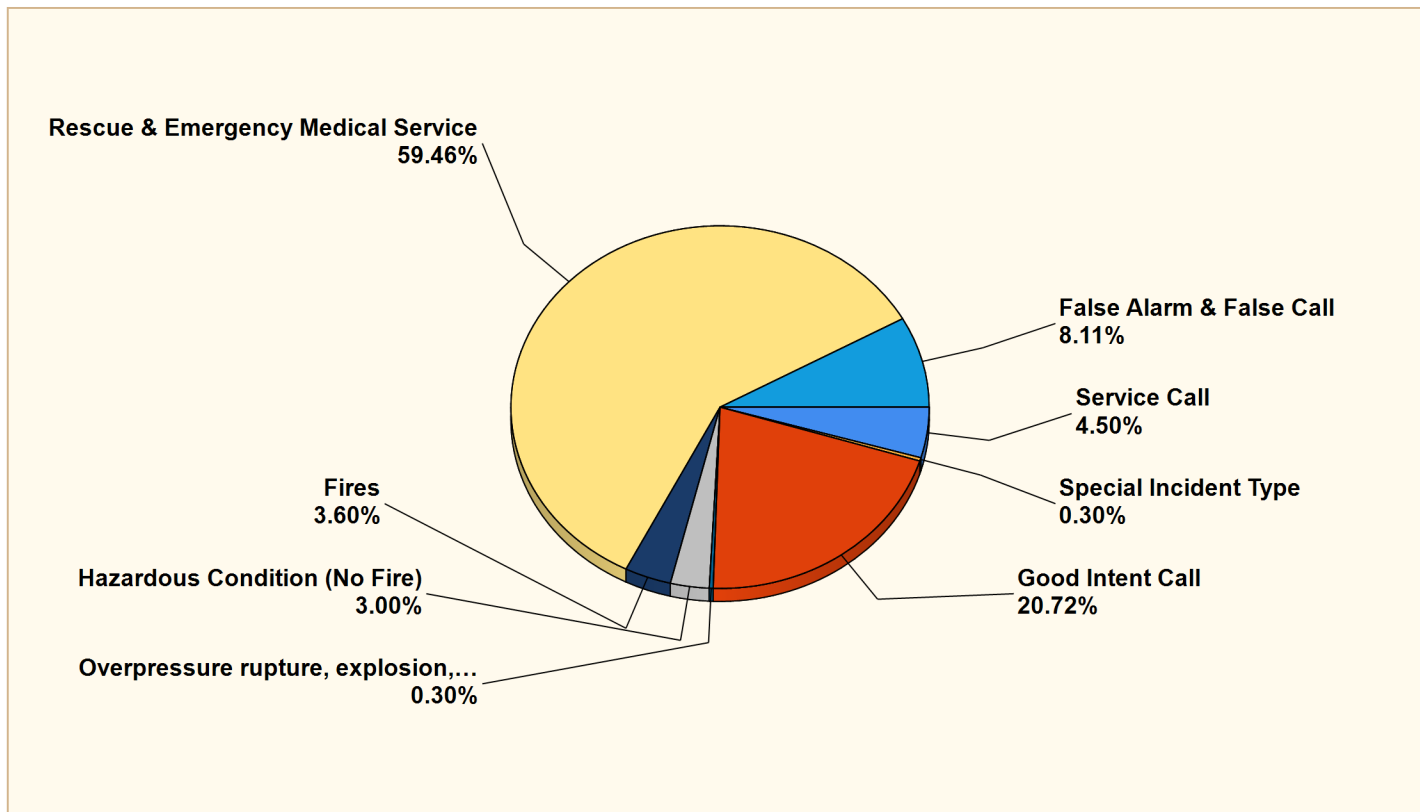
Olympic Valley, CA

This report was generated on 7/17/2018 3:47:19 PM



Breakdown by Major Incident Types for Date Range

Zone(s): All Zones | Start Date: 01/01/2018 | End Date: 07/17/2018



MAJOR INCIDENT TYPE	# INCIDENTS	% of TOTAL
Fires	12	3.60%
Overpressure rupture, explosion, overheating - no fire	1	0.30%
Rescue & Emergency Medical Service	198	59.46%
Hazardous Condition (No Fire)	10	3.00%
Service Call	15	4.50%
Good Intent Call	69	20.72%
False Alarm & False Call	27	8.11%
Special Incident Type	1	0.30%
TOTAL	333	100.00%

Only REVIEWED incidents included. Summary results for a major incident type are not displayed if the count is zero.

Detailed Breakdown by Incident Type

INCIDENT TYPE	# INCIDENTS	% of TOTAL
111 - Building fire	3	0.90%
114 - Chimney or flue fire, confined to chimney or flue	1	0.30%
118 - Trash or rubbish fire, contained	3	0.90%
122 - Fire in motor home, camper, recreational vehicle	1	0.30%
141 - Forest, woods or wildland fire	2	0.60%
160 - Special outside fire, other	1	0.30%
161 - Outside storage fire	1	0.30%
251 - Excessive heat, scorch burns with no ignition	1	0.30%
300 - Rescue, EMS incident, other	1	0.30%
311 - Medical assist, assist EMS crew	3	0.90%
321 - EMS call, excluding vehicle accident with injury	179	53.75%
322 - Motor vehicle accident with injuries	4	1.20%
323 - Motor vehicle/pedestrian accident (MV Ped)	2	0.60%
324 - Motor vehicle accident with no injuries.	7	2.10%
340 - Search for lost person, other	1	0.30%
350 - Extrication, rescue, other	1	0.30%
412 - Gas leak (natural gas or LPG)	6	1.80%
440 - Electrical wiring/equipment problem, other	1	0.30%
444 - Power line down	1	0.30%
445 - Arcing, shorted electrical equipment	1	0.30%
451 - Biological hazard, confirmed or suspected	1	0.30%
510 - Person in distress, other	1	0.30%
520 - Water problem, other	1	0.30%
522 - Water or steam leak	1	0.30%
550 - Public service assistance, other	1	0.30%
551 - Assist police or other governmental agency	2	0.60%
552 - Police matter	1	0.30%
553 - Public service	3	0.90%
554 - Assist invalid	2	0.60%
571 - Cover assignment, standby, moveup	3	0.90%
611 - Dispatched & cancelled en route	46	13.81%
621 - Wrong location	1	0.30%
622 - No incident found on arrival at dispatch address	5	1.50%
631 - Authorized controlled burning	1	0.30%
650 - Steam, other gas mistaken for smoke, other	1	0.30%
651 - Smoke scare, odor of smoke	2	0.60%
652 - Steam, vapor, fog or dust thought to be smoke	1	0.30%
661 - EMS call, party transported by non-fire agency	1	0.30%
671 - HazMat release investigation w/no HazMat	11	3.30%
710 - Malicious, mischievous false call, other	1	0.30%
731 - Sprinkler activation due to malfunction	1	0.30%
732 - Extinguishing system activation due to malfunction	1	0.30%
733 - Smoke detector activation due to malfunction	1	0.30%
735 - Alarm system sounded due to malfunction	5	1.50%
736 - CO detector activation due to malfunction	1	0.30%
743 - Smoke detector activation, no fire - unintentional	10	3.00%
744 - Detector activation, no fire - unintentional	3	0.90%
745 - Alarm system activation, no fire - unintentional	3	0.90%
746 - Carbon monoxide detector activation, no CO	1	0.30%
911 - Citizen complaint	1	0.30%
TOTAL INCIDENTS:	333	100.00%

Only REVIEWED incidents included. Summary results for a major incident type are not displayed if the count is zero.