



OLYMPIC VALLEY PUBLIC SERVICE DISTRICT



EXHIBIT G-1
4 Pages

FIRE DEPARTMENT REPORT

DATE: June 29, 2021
TO: District Board Members
FROM: Allen Riley, Fire Chief
SUBJECT: Fire Department Report – Information Only

BACKGROUND: The discussion section below provides information from the Fire Department regarding operations and activities that are not the subject of a separate report. This report is prepared to provide new information and recent progress only.

DISCUSSION: Training

EMS: S-SV Policies & Protocols, Bruns, Allergies/Anaphylaxis.

Fire/Rescue: Swift Water, Rope Rescue, Helicopter Rescue/CHP H2O, Electric vehicle response, Wildland Training (RT 130): OES single resource, Shelters, Chainsaws, Initial Attack Performance Standards, Driver Training, Water Supply, Radios/wildland comms.

Public Education

Public outreach (website, social media, summer newsletter) about regional burn ban and defensible space.

Fire Prevention

Commercial: Inspections at Squaw Valley Resort, Lake Tahoe Prep Academy, Parallel Sports, Sothebys, Village Logo, Village at Squaw Valley-Alarm work
Several plan checks, LPG inspections, sprinkler rough inspections, building final inspections, tent inspections and starting first round of defensible space inspections..

Equipment

Annual scba and hose testing completed. 2 new battery operated PPV fans in service (Regional Grant funded), Rescue-21 back in service with new turbo and replaced head gasket. Research options for Water Tender replacement.

Wildland Response

B-21 responded to Jacks Valley Road in Minden for a LTRFCA request.

Emergency Calls:

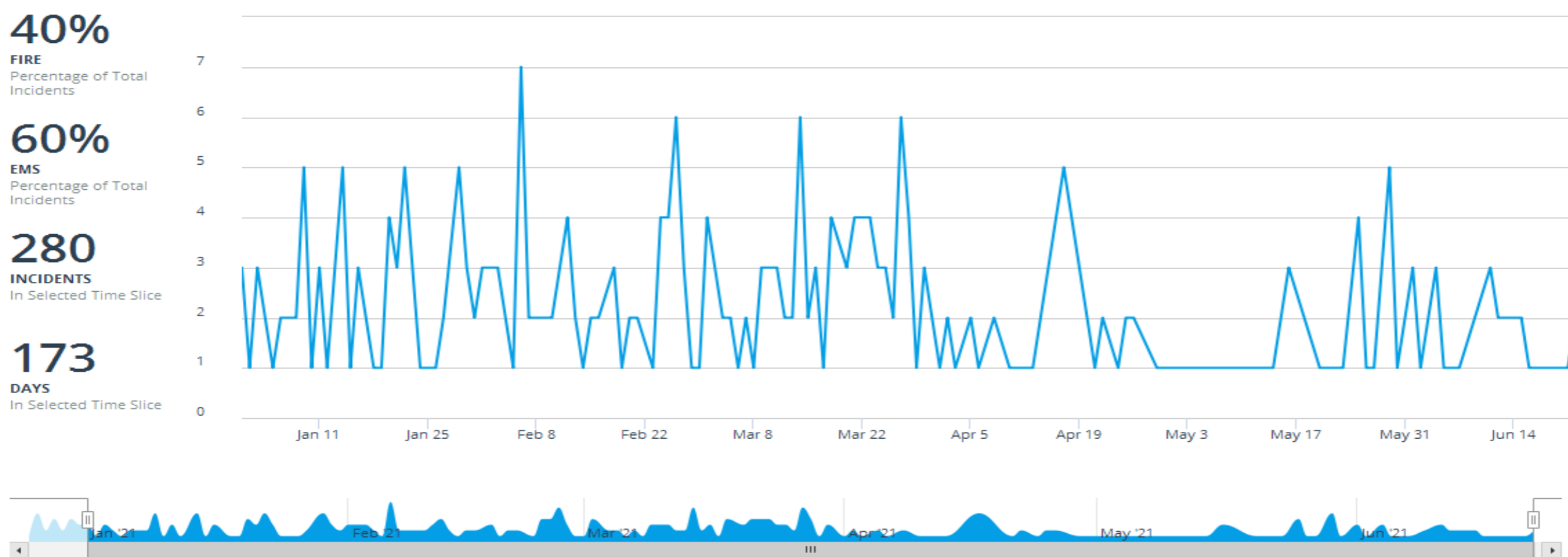
Please see attached pages.

Total calls for the period: 41 (May 18 to June 22, 2021)

January 1st to June 22, 2020: 234 Calls; Jan 1st – June 22, 2021: 280 Calls

ATTACHMENTS: Total Record Volume by Incident Type Report.

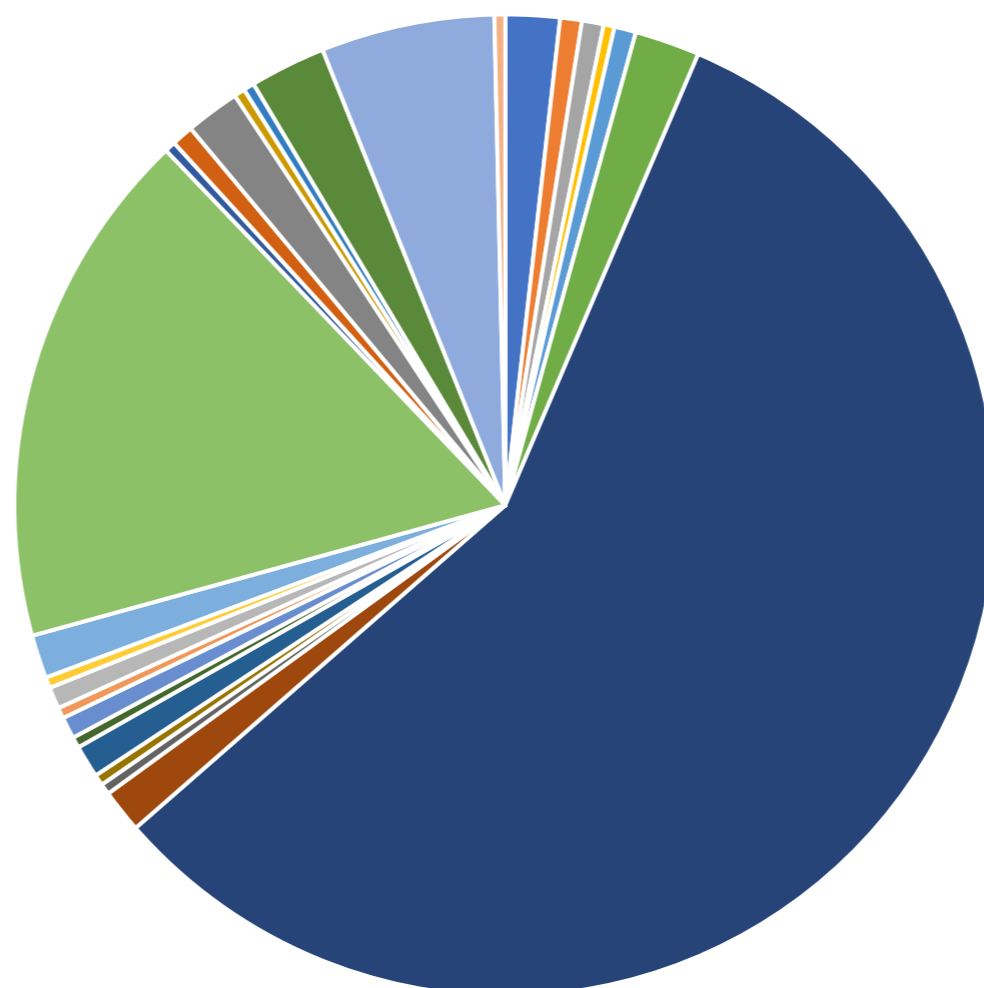
DATE PREPARED: June 23, 2021



Counts

	Jan '21	Feb '21	Mar '21	Apr '21	May '21	Jun '21	Total
Structure Fire	3	1	1				5
Mobile property (vehicle) fire			2				2
Natural vegetation fire						2	2
Outside rubbish fire	1						1
Rescue, emergency medical call (EMS), other			1		1		2
Medical assist	1		1			4	6
Emergency medical service (EMS) incident	43	37	48	16	11	5	160
Extrication, rescue		3			1		4
Water or ice-related rescue					1		1
Rescue or EMS standby			1				1
Combustible/flammable spills & leaks		1	2				3
Chemical release, reaction, or toxic condition			1				1
Electrical wiring/equipment problem		1			1		2
Water problem				1			1
Public service assistance		1	1				2
Unauthorized burning					1		1
Cover assignment, standby at fire station, move-up	1	2	1				4
Dispatched and canceled en route	9	9	12	8	2	8	48
Wrong location, no emergency found	1						1
Controlled burning					2		2
HazMat release investigation w/no HazMat	2	1	1		1		5
False alarm and false call, other					1		1
Malicious, mischievous false alarm		1					1
System or detector malfunction	2	3	1	1			7
Unintentional system/detector operation (no fire)	2	1	2	2	3	6	16
Special type of incident, other						1	1
Total	65	61	75	28	25	26	280

- Structure Fire
- Mobile property (vehicle) fire
- Natural vegetation fire
- Outside rubbish fire
- Rescue, emergency medical call (EMS), other
- Medical assist
- Emergency medical service (EMS) incident
- Extrication, rescue
- Water or ice-related rescue
- Rescue or EMS standby
- Combustible/flammable spills & leaks
- Chemical release, reaction, or toxic condition
- Electrical wiring/equipment problem
- Water problem
- Public service assistance
- Unauthorized burning
- Cover assignment, standby at fire station, move-up
- Dispatched and canceled en route
- Wrong location, no emergency found
- Controlled burning
- HazMat release investigation w/no HazMat
- False alarm and false call, other
- Malicious, mischievous false alarm
- System or detector malfunction
- Unintentional system/detector operation (no fire)
- Special type of incident, other



68%

FIRE
Percentage of Total Incidents

32%

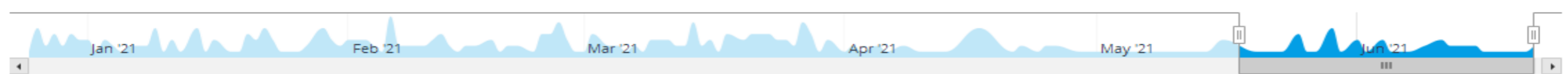
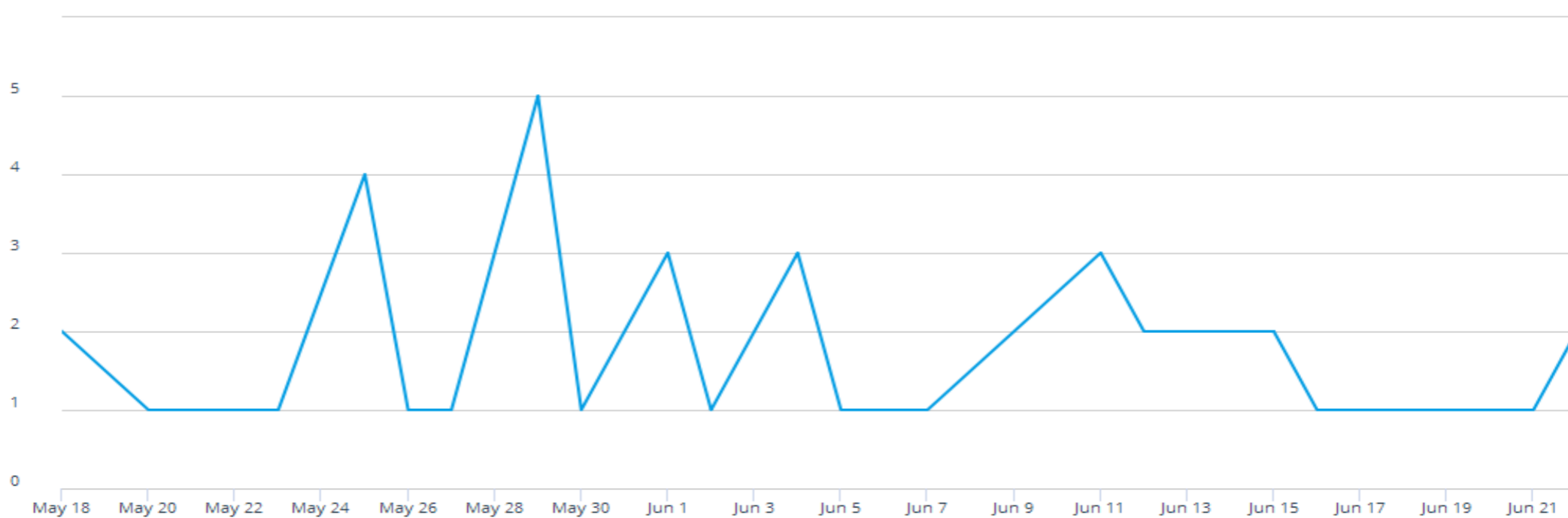
EMS
Percentage of Total Incidents

41

INCIDENTS
In Selected Time Slice

36

DAYS
In Selected Time Slice



Counts

Week Ending	5/23/21	5/30/21	6/6/21	6/13/21	6/20/21	6/27/21	Total
Natural vegetation fire				2			2
Rescue, emergency medical call (EMS), other	1						1
Medical assist			1	1	1	1	4
Emergency medical service (EMS) incident		3	1	1	1	2	8
Extrication, rescue		1					1
Water or ice-related rescue		1					1
Electrical wiring/equipment problem		1					1
Unauthorized burning		1					1
Dispatched and canceled en route		1	2	4	2		9
Controlled burning	1	1					2
HazMat release investigation w/no HazMat		1					1
False alarm and false call, other		1					1
Unintentional system/detector operation (no fire)	1	1	5		1		8
Special type of incident, other					1		1
Total	3	12	9	8	6	3	41

- Natural vegetation fire
- Rescue, emergency medical call (EMS), other
- Medical assist
- Emergency medical service (EMS) incident
- Extrication, rescue
- Water or ice-related rescue
- Electrical wiring/equipment problem
- Unauthorized burning
- Dispatched and canceled en route
- Controlled burning
- HazMat release investigation w/no HazMat
- False alarm and false call, other
- Unintentional system/detector operation (no fire)
- Special type of incident, other

