



OLYMPIC VALLEY PUBLIC SERVICE DISTRICT



EXHIBIT G-1
4 Pages

FIRE DEPARTMENT REPORT

DATE: March 30, 2021
TO: District Board Members
FROM: Allen Riley, Fire Chief
SUBJECT: Fire Department Report – Information Only

BACKGROUND: The discussion section below provides information from the Fire Department regarding operations and activities that are not the subject of a separate report. This report is prepared to provide new information and recent progress only.

DISCUSSION: Training

EMS: S-SV Policies & Protocols, ALS Monitor and Rhythms, Trauma, Documentation, Respiratory Emergencies, Splinting and C-Spine precautions, CQI & TFH Case Review, Coronavirus/Covid-19 training, Cleaning/Decontamination.
Fire/Rescue: Driver training, Hose bundles, Ropes and Knots, Electrical Emergencies, SCBAs/Air Management, Hydrants, Ladders, Traffic Incident Management, "SLICERS/RECEO", Vent/Enter/Search, Gas Prop at TFPD.

Public Education

OVFD medics participating in Regional Vaccination Clinic at Sierra College in Truckee.

Fire Prevention

Several plan checks, LPG inspections, sprinkler rough inspections, building final inspections, short term rental inspections and commercial inspections.

Equipment

Tracks taken off Ranger 21.

Emergency Calls:

Please see attached pages.

Total calls for the period: 83 (February 16 to March 23, 2021)

January 1st to March 23, 2020: 172 Calls; Jan 1st – March 23, 2021: 180 Calls

ATTACHMENTS: Total Record Volume by Incident Type Report.

DATE PREPARED: March 24, 2021

41%

FIRF
Percentage of Total Incidents

59%

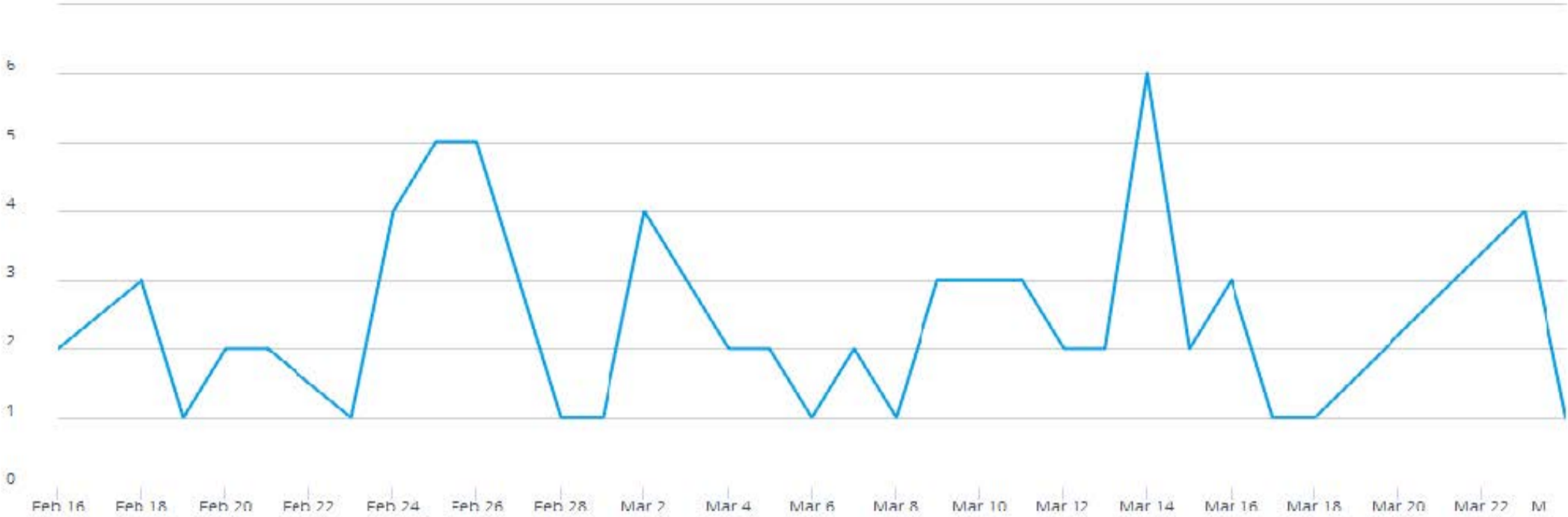
EMS
Percentage of Total Incidents

83

INCIDENTS
In Selected Time Slice

37

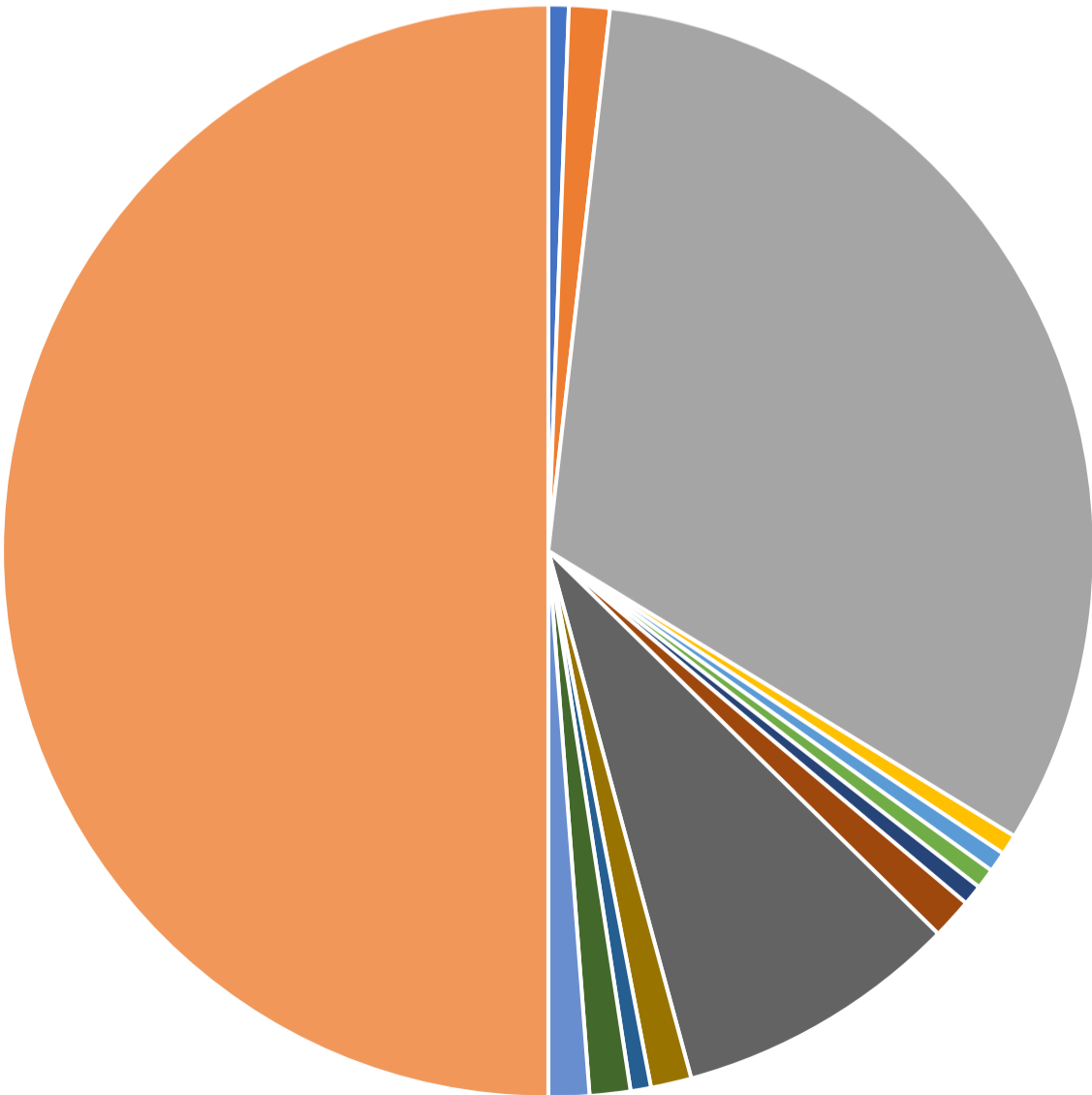
DAYS
In Selected Time Slice



Counts

Week Ending	2/21/21	2/28/21	3/7/21	3/14/21	3/21/21	3/28/21	Total
Structure Fire						1	1
Mobile property (vehicle) fire				1	1		2
Emergency medical service (EMS) incident	6	11	10	10	15	2	53
Combustible/flammable spills & leaks	1						1
Chemical release, reaction, or toxic condition				1			1
Electrical wiring/equipment problem	1						1
Public service assistance					1		1
Cover assignment, standby at fire station, move-up		2					2
Dispatched and canceled en route	1	3	1	7	1	1	14
HazMat release investigation w/no HazMat		1	1				2
Malicious, mischievous false alarm		1					1
System or detector malfunction	1	1					2
Unintentional system/detector operation (no fire)				1		1	2
Total	10	19	12	20	7	5	83

- Structure Fire
- Mobile property (vehicle) fire
- Emergency medical service (EMS) incident
- Combustible/flammable spills & leaks
- Chemical release, reaction, or toxic condition
- Electrical wiring/equipment problem
- Public service assistance
- Cover assignment, standby at fire station, move-up
- Dispatched and canceled en route
- HazMat release investigation w/no HazMat
- Malicious, mischievous false alarm
- System or detector malfunction
- Unintentional system/detector operation (no fire)



26%

FIRE
Percentage of Total Incidents

74%

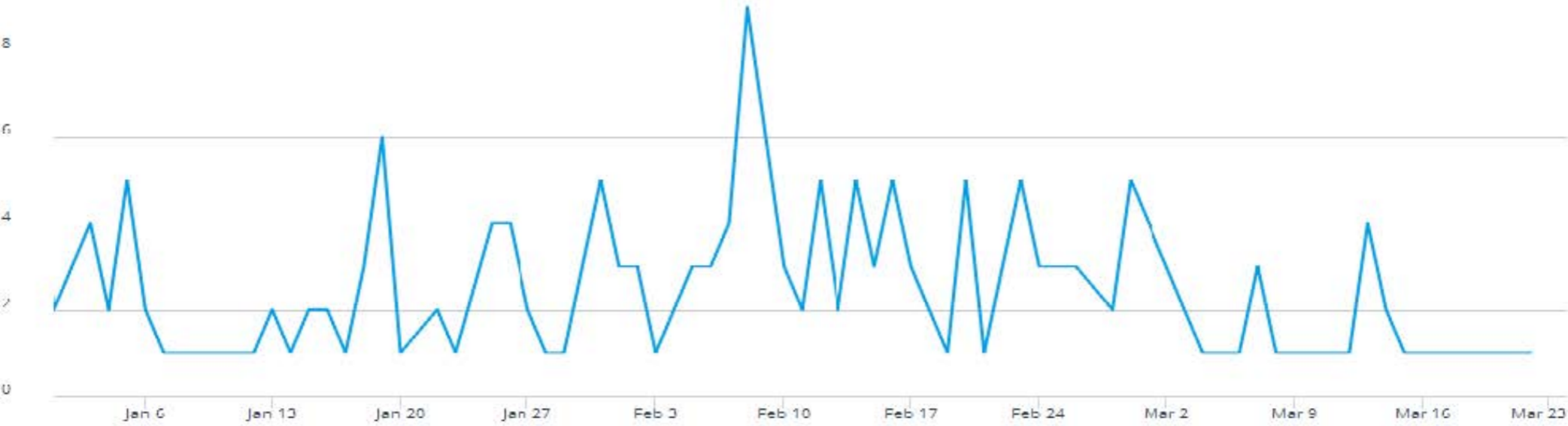
EMS
Percentage of Total Incidents

180

INCIDENTS
In Selected Time Slice

84

DAYS
In Selected Time Slice



Counts

Week Ending	1/3/21	1/10/21	1/17/21	1/24/21	1/31/21	2/7/21	2/14/21	2/21/21	2/28/21	3/7/21	3/14/21	3/21/21	3/28/21	Total
Structure Fire	1	1		1			1						1	5
Mobile property (vehicle) fire		1									1	1		2
Medical assist			1				1				1			3
Emergency medical service (EMS) incident	5	10	8	11	9	11	8	7	11	10	10	9	2	111
Extrication, rescue						2	1							3
Combustible/flammable spills & leaks								1						1
Chemical release, reaction, or toxic condition								1						1
Electrical wiring/equipment problem								1						1
Public service assistance								1				1		2
Dispatched and canceled en route		1	1	6	1	3	2	1	3	1	7	1	1	28
Wrong location, no emergency found			1											1
Steam, other gas mistaken for smoke			1							1				1
HazMat release investigation w/no HazMat	1		1						1	1				4
System or detector malfunction			1		1	1		1	1					5
Unintentional system/detector operation (no fir					2	1	3	1	1		1		1	5
Malicious, mischievous false alarm			1		1	1		1	1					5
Cover assignment, standby, move up									2					2
Total	7	13	13	18	13	18	12	12	19	12	20	18	5	180

- Structure Fire
- Mobile property (vehicle) fire
- Medical assist
- Emergency medical service (EMS) incident
- Extrication, rescue
- Combustible/flammable spills & leaks
- Chemical release, reaction, or toxic condition
- Electrical wiring/equipment problem
- Public service assistance
- Dispatched and canceled en route
- Wrong location, no emergency found
- Steam, other gas mistaken for smoke
- HazMat release investigation w/no HazMat
- System or detector malfunction
- Unintentional system/detector operation (no fire)

