



OLYMPIC VALLEY PUBLIC SERVICE DISTRICT



EXHIBIT G-1
4 Pages

FIRE DEPARTMENT REPORT

DATE: February 23, 2021
TO: District Board Members
FROM: Allen Riley, Fire Chief
SUBJECT: Fire Department Report – Information Only

BACKGROUND: The discussion section below provides information from the Fire Department regarding operations and activities that are not the subject of a separate report. This report is prepared to provide new information and recent progress only.

DISCUSSION: Training

EMS: Seasonal Paramedic Task Books, S-SV Policies & Procedures, ALS Monitor and Rhythms, Trauma, Altered Level of Conscious (ALOC), Coronavirus/Covid-19 training, Cleaning/Decontamination.

Fire/Rescue: Driver training, Ranger Training, Hydrants, Hoselays, SCBAs/Air Management, LPG, Area Familiarization, RIC, Forcible Entry, Extrication, Ladders, “SLICERS/RECEO”.

Public Education

OVFD medics participating in Regional Vaccination Clinic at Sierra College in Truckee.

Fire Prevention

Several plan checks, LPG inspections, sprinkler rough inspections, building final inspections and short term rental inspections.

Equipment

Ranger 21 out of service-mechanical
All vehicles with OVFD lettering

Emergency Calls:

Please see attached pages.

Total calls for the period: 63 (January 20 to February 16, 2021)

January 1st to Feb 16, 2020: 115 Calls; Jan 1st – Feb 16, 2021: 98 Calls

ATTACHMENTS: Total Record Volume by Incident Type Report.

DATE PREPARED: February 17, 2021

37%

FIRE
Percentage of Total Incidents

63%

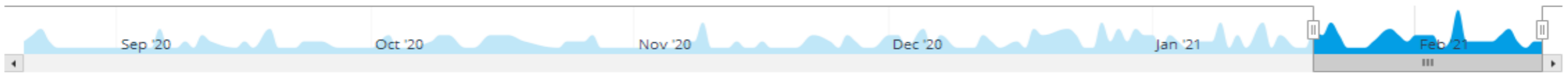
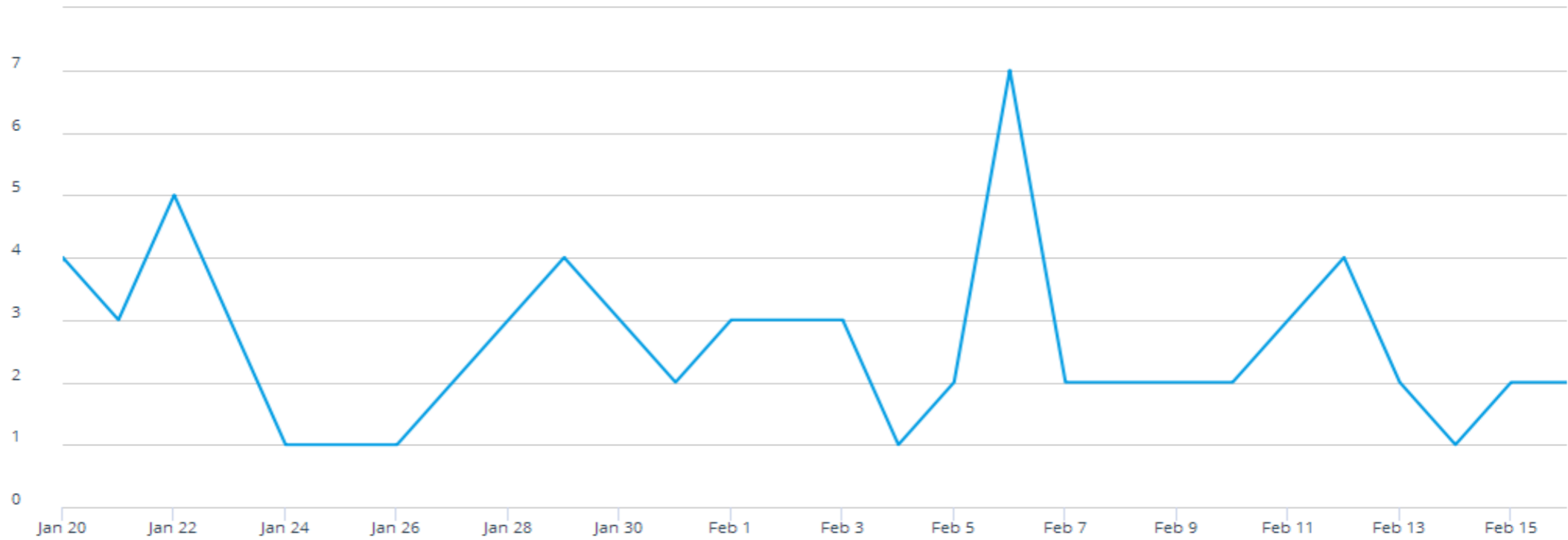
EMS
Percentage of Total Incidents

63

INCIDENTS
In Selected Time Slice

28

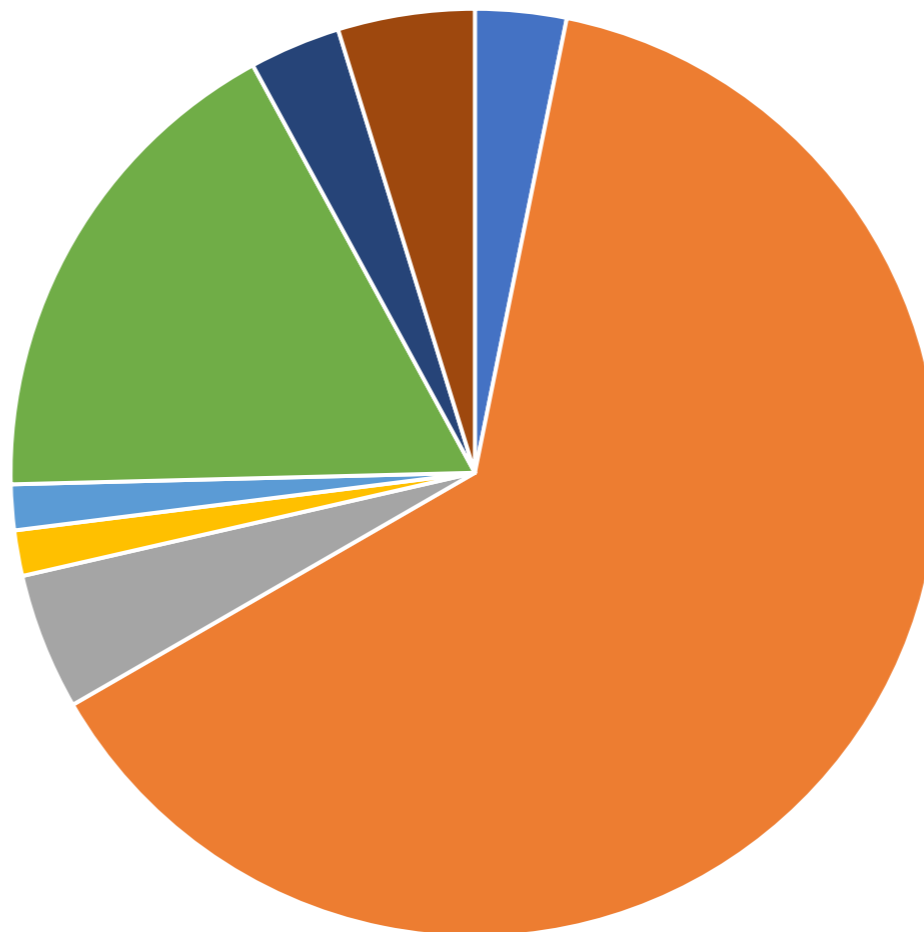
DAYS
In Selected Time Slice



Counts

Week Ending	1/24/21	1/31/21	2/7/21	2/14/21	2/21/21	Total
Structure Fire	1			1		2
Emergency medical service (EMS) incident	10	9	11	8	2	40
Extrication, rescue			2	1		3
Electrical wiring/equipment problem					1	1
Public service assistance					1	1
Dispatched and canceled en route	5	1	3	2		11
System or detector malfunction		1	1			2
Unintentional system/detector operation (no fire)		2	1			3
Total	16	13	18	12	4	63

- Structure Fire
- Emergency medical service (EMS) incident
- Extrication, rescue
- Electrical wiring/equipment problem
- Public service assistance
- Dispatched and canceled en route
- System or detector malfunction
- Unintentional system/detector operation (no fire)



34%

FIRE
Percentage of Total Incidents

66%

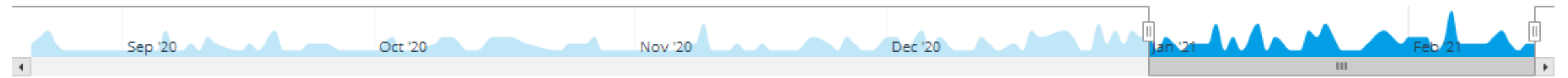
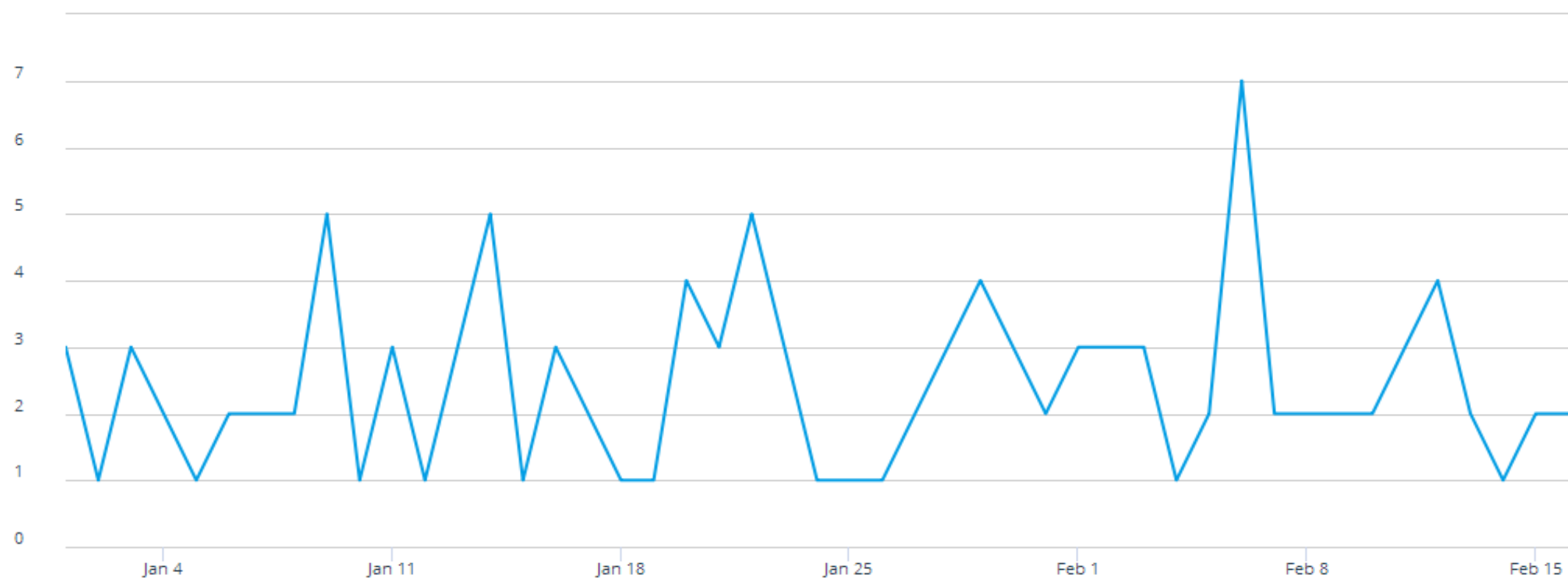
EMS
Percentage of Total Incidents

98

INCIDENTS
In Selected Time Slice

47

DAYS
In Selected Time Slice



Week Ending	1/3/21	1/10/21	1/17/21	1/24/21	1/31/21	2/7/21	2/14/21	2/21/21	Total
Structure Fire	1	1		1			1		4
Outside rubbish fire		1							1
Medical assist			1						1
Emergency medical service (EMS) incident	5	10	8	11	9	11	8	2	64
Extrication, rescue						2	1		3
Electrical wiring/equipment problem								1	1
Public service assistance								1	1
Dispatched and canceled en route		1	1	6	1	3	2		14
Wrong location, no emergency found			1						1
HazMat release investigation w/no HazMat	1		1						2
System or detector malfunction			1		1	1			3
Unintentional system/detector operation (no fire)					2	1			3
Total	7	13	13	18	13	18	12	4	98

- Structure Fire
- Outside rubbish fire
- Medical assist
- Emergency medical service (EMS) incident
- Extrication, rescue
- Electrical wiring/equipment problem
- Public service assistance
- Dispatched and canceled en route
- Wrong location, no emergency found
- HazMat release investigation w/no HazMat
- System or detector malfunction
- Unintentional system/detector operation (no fire)

