



# OLYMPIC VALLEY PUBLIC SERVICE DISTRICT



EXHIBIT G-1  
4 Pages

## FIRE DEPARTMENT REPORT

**DATE:** January 26, 2021  
**TO:** District Board Members  
**FROM:** Allen Riley, Fire Chief  
**SUBJECT:** Fire Department Report – Information Only

**BACKGROUND:** The discussion section below provides information from the Fire Department regarding operations and activities that are not the subject of a separate report. This report is prepared to provide new information and recent progress only.

**DISCUSSION:** Training

EMS: Seasonal Paramedic Task Books, S-SV Policies & Procedures, ALS Monitor and Rhythms, King Tube, IO and Flexguide, Coronavirus/Covid-19 training, Cleaning/Decontamination.

Fire/Rescue: Driver training, Ranger Training, Hydrants, Hoselays, Scene Size-up, SOPs/SOGs, SCBAs, RIC, Area Familiarization, Thermal Image Camera, Combustible Gas Detector, Avalanche and Beacon training, Ice Rescue,

Public Education

All public classes and meetings canceled until further notice.

Fire Prevention

Several plan checks, LPG inspections, sprinkler rough inspections and building final inspections.

Equipment

Ranger 21 out of service-mechanical

Emergency Calls:

Please see attached pages.

Total calls for the period: 87 (December 8, 2020 to January 20, 2021)

January 1st to Jan 20, 2020: 42 Calls; Jan 1<sup>st</sup> – Jan 20, 2021: 39 Calls

**ATTACHMENTS:** Total Record Volume by Incident Type Report.

**DATE PREPARED:** January 20, 2021



41%

**FIRE**  
Percentage of Total Incidents

59%

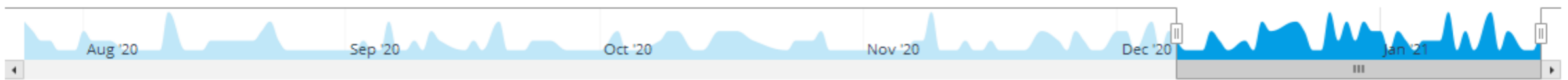
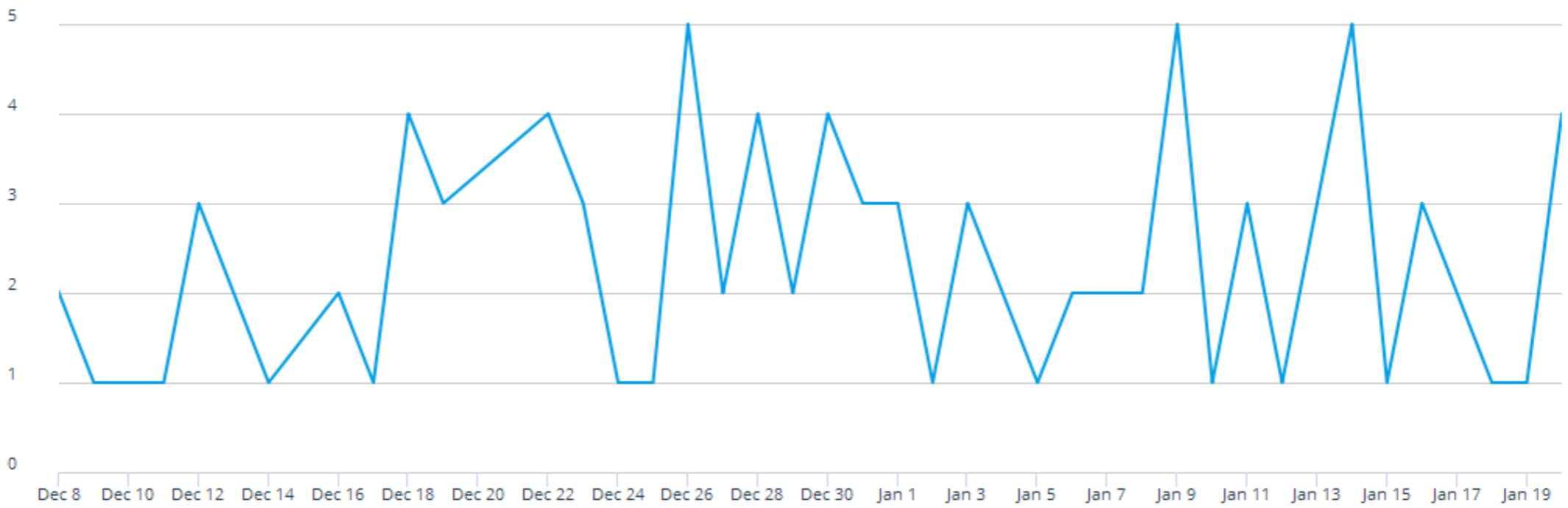
**EMS**  
Percentage of Total Incidents

87

**INCIDENTS**  
In Selected Time Slice

44

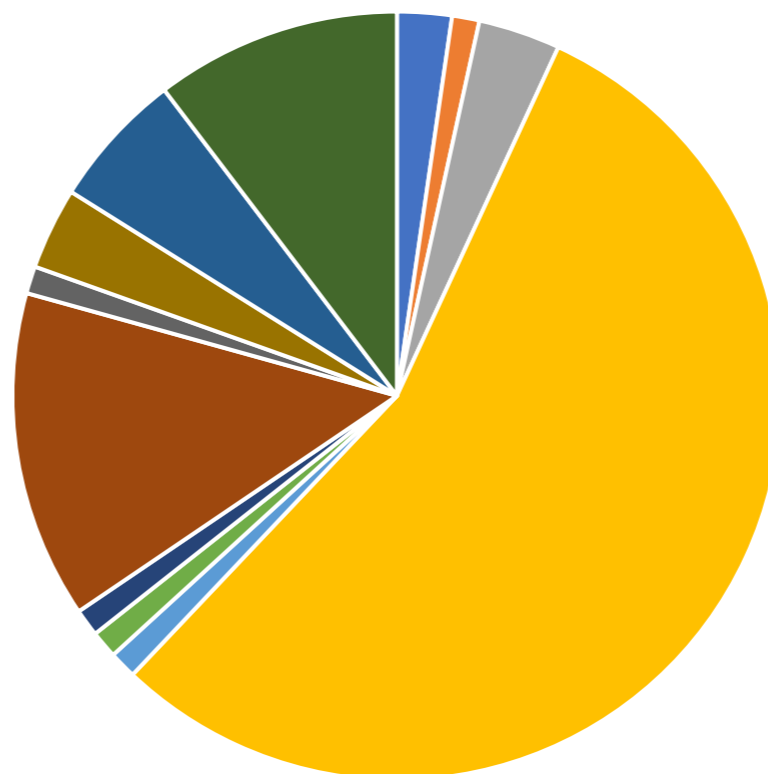
**DAYS**  
In Selected Time Slice



Counts

Week Ending	12/13/20	12/20/20	12/27/20	1/3/21	1/10/21	1/17/21	1/24/21	Total
Structure Fire				1	1			2
Outside rubbish fire					1			1
Medical assist			2			1		3
Emergency medical service (EMS) incident	2	6	6	13	10	8	3	48
Combustible/flammable spills & leaks	1							1
Electrical wiring/equipment problem			1					1
Public service assistance			1					1
Dispatched and canceled en route	1	1	3	2	1	1	3	12
Wrong location, no emergency found						1		1
HazMat release investigation w/no HazMat				2		1		3
System or detector malfunction		1	2	1		1		5
Unintentional system/detector operation (no fire)	4	3	1	1				9
<b>Total</b>	<b>8</b>	<b>11</b>	<b>16</b>	<b>20</b>	<b>13</b>	<b>13</b>	<b>6</b>	<b>87</b>

- Structure Fire
- Outside rubbish fire
- Medical assist
- Emergency medical service (EMS) incident
- Combustible/flammable spills & leaks
- Electrical wiring/equipment problem
- Public service assistance
- Dispatched and canceled en route
- Wrong location, no emergency found
- HazMat release investigation w/no HazMat
- System or detector malfunction
- Unintentional system/detector operation (no fire)





31%

**FIRE**  
Percentage of Total Incidents

69%

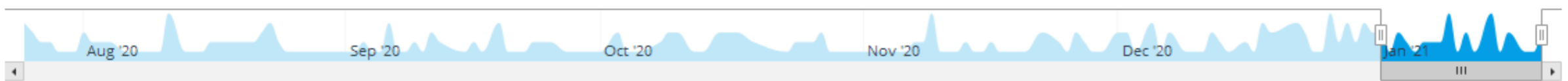
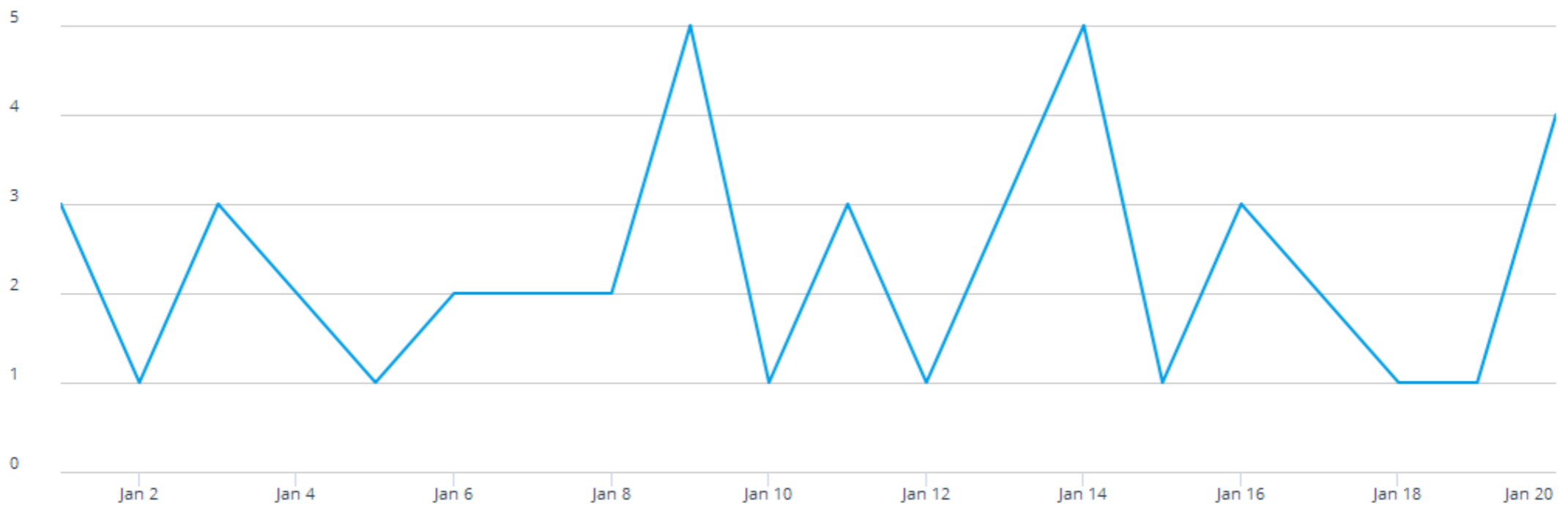
**EMS**  
Percentage of Total Incidents

39

**INCIDENTS**  
In Selected Time Slice

20

**DAYS**  
In Selected Time Slice



Counts

Week Ending	1/3/21	1/10/21	1/17/21	1/24/21	Total
Structure Fire	1	1			2
Outside rubbish fire		1			1
Medical assist			1		1
Emergency medical service (EMS) incident	5	10	8	3	26
Dispatched and canceled en route		1	1	3	5
Wrong location, no emergency found			1		1
HazMat release investigation w/no HazMat	1		1		2
System or detector malfunction			1		1
<b>Total</b>	<b>7</b>	<b>13</b>	<b>13</b>	<b>6</b>	<b>39</b>

- Structure Fire
- Outside rubbish fire
- Medical assist
- Emergency medical service (EMS) incident
- Dispatched and canceled en route
- Wrong location, no emergency found
- HazMat release investigation w/no HazMat
- System or detector malfunction

