



OLYMPIC VALLEY PUBLIC SERVICE DISTRICT



EXHIBIT G-1
4 Pages

FIRE DEPARTMENT REPORT

DATE: December 15, 2020
TO: District Board Members
FROM: Allen Riley, Fire Chief
SUBJECT: Fire Department Report – Information Only

BACKGROUND: The discussion section below provides information from the Fire Department regarding operations and activities that are not the subject of a separate report. This report is prepared to provide new information and recent progress only.

DISCUSSION: Training

EMS: Safe Surrender, CPR, S-SV Policies & procedures, Infrequent skills, Pedi Cardiac Monitoring, CO Emergencies, Coronavirus/Covid-19 training, Cleaning/Decontamination.

Fire/Rescue: High Rise, Building Construction, Air Ambulance, Driver training, helicopter training, Pre-Fire Plans, District Familiarization (FDCs, sprinkler zone valves, standpipes, access/egress, pre-fire plans).

Public Education

All public classes and meetings canceled until further notice.

Fire Prevention

Commercial Inspections: FD started limited engine company inspections taking place in the District. Red Wolf Lodge, Resort at Squaw Creek, Squaw West Condos, Squaw Ridge Condos, Tavern Inn Condos, Tram Condos, Olympic Canter Condos. Several plan checks, LPG inspections, sprinkler rough inspections and building final inspections.

Equipment

Winter switchover complete.

Emergency Calls:

Please see attached pages.

Total calls for the period: 40 (November 10 to December 8, 2020)

January 1st to Dec. 8, 2019: 498 Calls; Jan 1st – Dec. 8, 2020: 458 Calls

ATTACHMENTS: Total Record Volume by Incident Type Report.

DATE PREPARED: December 9, 2020

63%

FIRE
Percentage of Total Incidents

38%

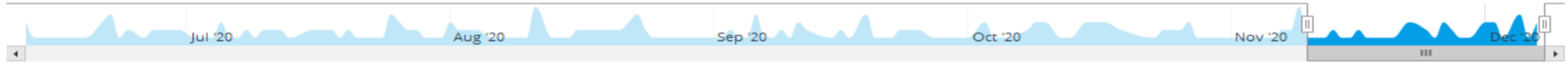
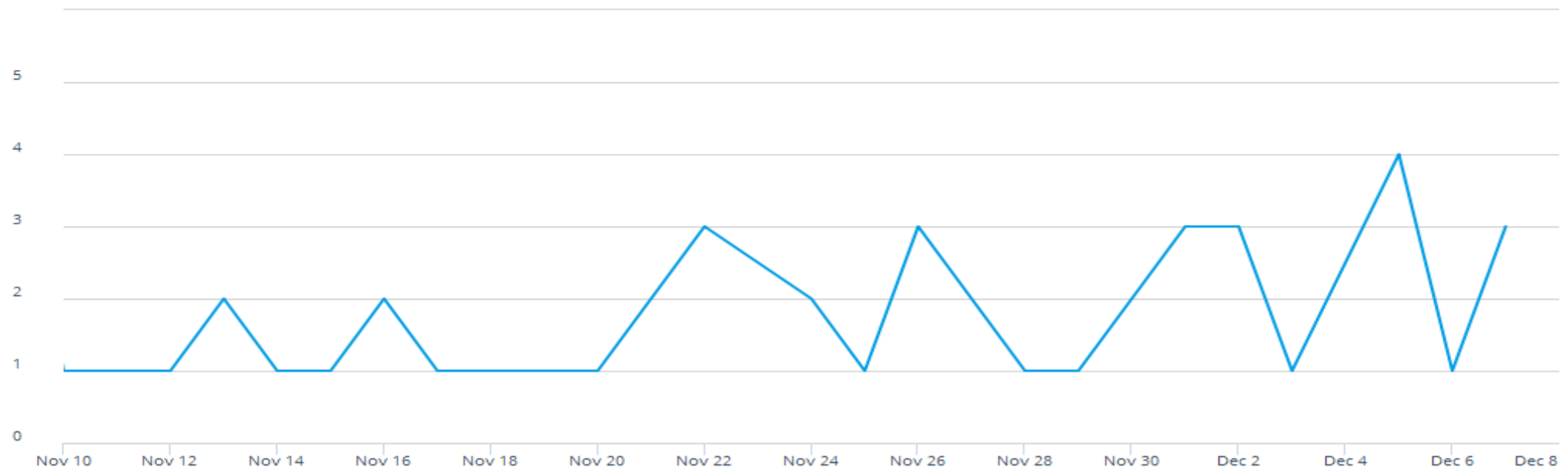
EMS
Percentage of Total Incidents

40

INCIDENTS
In Selected Time Slice

29

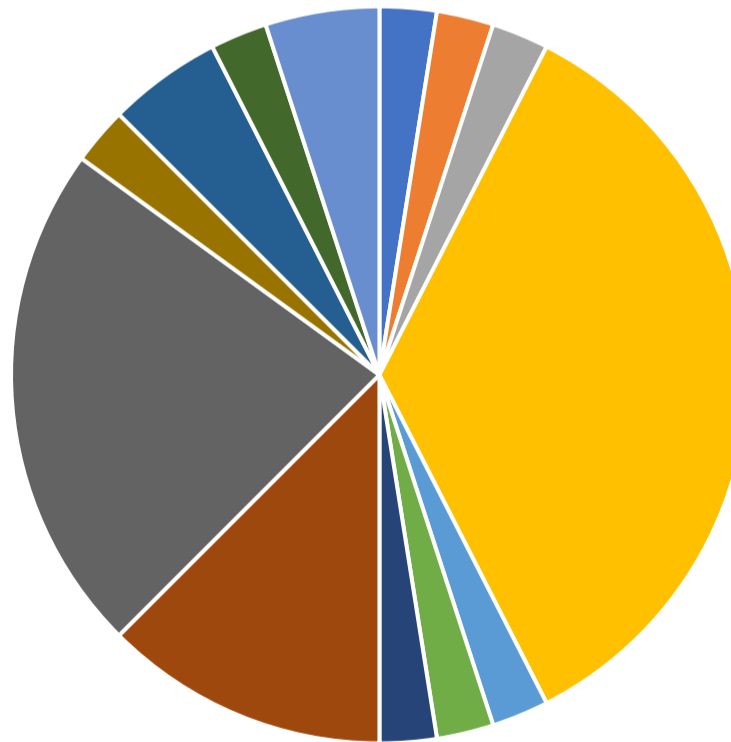
DAYS
In Selected Time Slice



Counts

| Week Ending | 11/15/20 | 11/22/20 | 11/29/20 | 12/6/20 | 12/13/20 | 12/20/20 | 12/27/20 | 1/3/21 | 1/10/21 | 1/17/21 | 1/24/21 | 1/31/21 | 2/7/21 | Total |
|---|----------|----------|-----------|-----------|----------|----------|----------|--------|---------|---------|---------|---------|--------|-----------|
| Natural vegetation fire | | | 1 | | | | | | | | | | | 1 |
| Excessive heat, scorch burns with no ignition | | 1 | | | | | | | | | | | | 1 |
| Rescue, emergency medical call (EMS), other | 1 | | | | | | | | | | | | | 1 |
| Emergency medical service (EMS) incident | | 1 | 7 | 5 | 1 | | | | | | | | | 14 |
| Combustible/flammable spills & leaks | | 1 | | | | | | | | | | | | 1 |
| Electrical wiring/equipment problem | | 1 | | | | | | | | | | | | 1 |
| Service call, other | | | | 1 | | | | | | | | | | 1 |
| Public service assistance | 2 | | | 1 | 2 | | | | | | | | | 5 |
| Dispatched and canceled en route | | 1 | 3 | 5 | | | | | | | | | | 9 |
| Wrong location, no emergency found | | 1 | | | | | | | | | | | | 1 |
| HazMat release investigation w/no HazMat | 1 | 1 | | | | | | | | | | | | 2 |
| False alarm and false call, other | | 1 | | | | | | | | | | | | 1 |
| Unintentional system/detector operation (no fire) | 2 | | | | | | | | | | | | | 2 |
| Total | 6 | 9 | 10 | 12 | 3 | | | | | | | | | 40 |

- Natural vegetation fire
- Excessive heat, scorch burns with no ignition
- Rescue, emergency medical call (EMS), other
- Emergency medical service (EMS) incident
- Combustible/flammable spills & leaks
- Electrical wiring/equipment problem
- Service call, other
- Public service assistance
- Dispatched and canceled en route
- Wrong location, no emergency found
- HazMat release investigation w/no HazMat
- False alarm and false call, other
- Unintentional system/detector operation (no fire)



52%

FIRE
Percentage of Total Incidents

48%

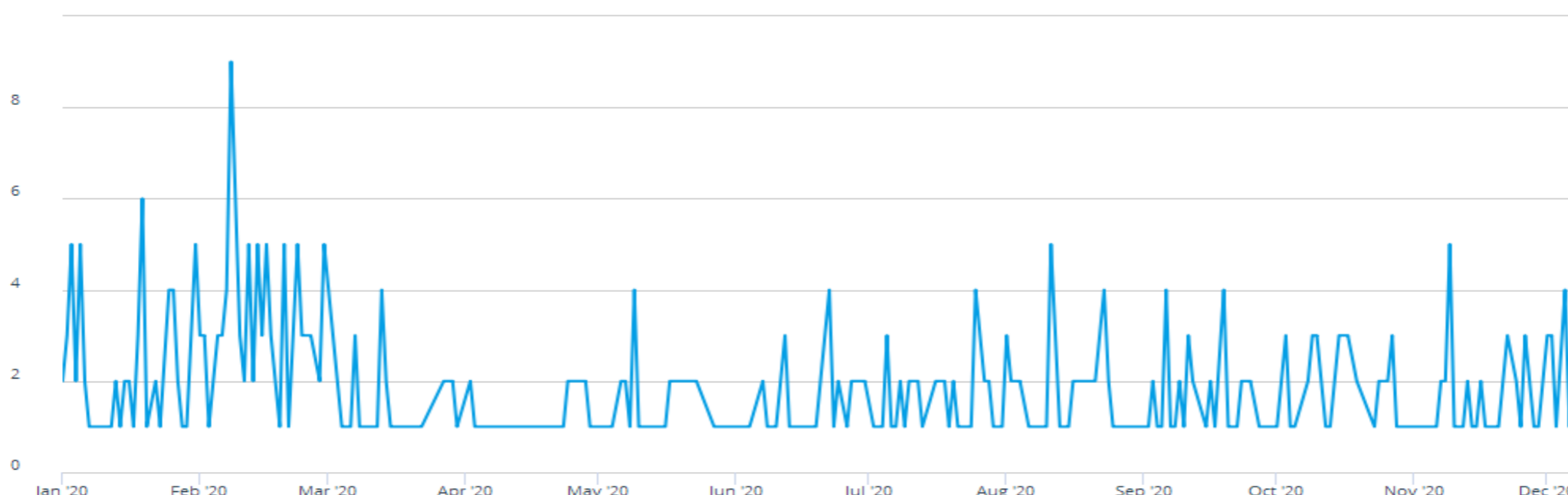
EMS
Percentage of Total Incidents

458

INCIDENTS
In Selected Time Slice

343

DAYS
In Selected Time Slice



Counts

| | Jan '20 | Feb '20 | Mar '20 | Apr '20 | May '20 | Jun '20 | Jul '20 | Aug '20 | Sep '20 | Oct '20 | Nov '20 | Dec '20 | Jan '21 | Total |
|--|-----------|-----------|-----------|-----------|-----------|-----------|-----------|-----------|-----------|-----------|-----------|-----------|-----------|------------|
| Fire, other | | | | | | | | | | 1 | | | | 1 |
| Structure Fire | | 1 | 1 | | | | | 1 | 1 | | | 1 | | 5 |
| Mobile property (vehicle) fire | | 1 | | | | | | | | | | 1 | | 2 |
| Natural vegetation fire | | | | | 1 | 1 | 3 | 2 | 2 | | 1 | 1 | | 11 |
| Special outside fire | | | | | | | | | | | | 1 | | 1 |
| Excessive heat, scorch burns with no ignition | | | | | | | | | | | | 1 | | 1 |
| Rescue, emergency medical call (EMS), other | | | | | | | | | | | | 1 | | 1 |
| Medical assist | | 1 | 1 | | 1 | 2 | 1 | 3 | 7 | 4 | 2 | | | 22 |
| Emergency medical service (EMS) incident | | 45 | 68 | 14 | 4 | 2 | 10 | 13 | 10 | 7 | 10 | 9 | 6 | 198 |
| Extrication, rescue | | | | | 2 | 2 | 4 | | | | | | | 8 |
| Rescue or EMS standby | | | 1 | | | | | | | | | | | 1 |
| Combustible/flammable spills & leaks | | | 1 | | 1 | 1 | | | | | 1 | 1 | | 5 |
| Chemical release, reaction, or toxic condition | | | | | | | 1 | | | | | | | 1 |
| Electrical wiring/equipment problem | | | | | | | 1 | 1 | | | | 2 | | 4 |
| Service call, other | | | | | | | | | | | | | 1 | 1 |
| Water problem | | | 1 | 1 | | 1 | | | | | | | | 3 |
| Animal problem or rescue | | 1 | | | | | | | | | | | | 1 |
| Public service assistance | | 1 | | | 1 | | | | | 2 | 2 | 3 | 3 | 12 |
| Unauthorized burning | | | | | | 1 | | 2 | 5 | 5 | 2 | 1 | | 16 |
| Cover assignment, standby at fire station, move-up | | | | 1 | 2 | | 1 | | | 1 | | | | 5 |
| Dispatched and canceled en route | | 5 | 6 | 5 | 3 | 5 | 7 | 10 | 9 | 9 | 10 | 9 | 5 | 83 |
| Wrong location, no emergency found | | | 1 | | | 1 | 1 | 3 | | | | 1 | 1 | 8 |
| Steam, other gas mistaken for smoke | | | | 1 | | | | | | | | | | 1 |
| EMS call where party has been transported | | | | | | | | | 1 | | | | | 1 |
| HazMat release investigation w/no HazMat | | 4 | 2 | 3 | 2 | 2 | 4 | | | 2 | 1 | 3 | | 23 |
| False alarm and false call, other | | | | | | | | | | | | 1 | 2 | 3 |
| System or detector malfunction | | 1 | 2 | | 1 | | 1 | 1 | 1 | 3 | | 2 | | 12 |
| Unintentional system/detector operation (no fire) | | 3 | 5 | 1 | 1 | 3 | 2 | 3 | 2 | 1 | 3 | 2 | | 26 |
| Citizen complaint | | | | | | | | | | 1 | 1 | | | 2 |
| Total | 63 | 89 | 26 | 15 | 21 | 33 | 43 | 39 | 37 | 38 | 39 | 15 | 15 | 458 |

- Fire, other
- Structure Fire
- Mobile property (vehicle) fire
- Natural vegetation fire
- Special outside fire
- Excessive heat, scorch burns with no ignition
- Rescue, emergency medical call (EMS), other
- Medical assist
- Emergency medical service (EMS) incident
- Extrication, rescue
- Rescue or EMS standby
- Combustible/flammable spills & leaks
- Chemical release, reaction, or toxic condition
- Electrical wiring/equipment problem
- Service call, other
- Water problem
- Animal problem or rescue
- Public service assistance
- Unauthorized burning
- Cover assignment, standby at fire station, move-up
- Dispatched and canceled en route
- Wrong location, no emergency found
- Steam, other gas mistaken for smoke
- EMS call where party has been transported
- HazMat release investigation w/no HazMat
- False alarm and false call, other
- System or detector malfunction
- Unintentional system/detector operation (no fire)

