



OLYMPIC VALLEY PUBLIC SERVICE DISTRICT



EXHIBIT G-1
4 Pages

FIRE DEPARTMENT REPORT

DATE: August 29, 2023
TO: District Board Members
FROM: Brad Chisholm, Fire Chief
SUBJECT: Fire Department Report – Information Only

BACKGROUND: The discussion section below provides information from the Fire Department regarding operations and activities that are not the subject of a separate report. This report is prepared to provide new information and recent progress only.

DISCUSSION: **Training:**

EMS: Seasonal Firefighter Review/Refresher, Anaphylaxis, Capnography, CPR Skills, Medical & Trauma Assessment, Cardiac Monitor, Mega Code, Respiratory, Pediatric Protocols, Shock Patients,

Fire/Rescue: Ladders, Task Books, SCBA - 1 Min. Drill and Confidence Course, Hydrants, Vehicle Accidents, Electric Vehicle Fires, Engineering, Master Streams, Backcountry Rescue, Ropes, High Rise, Standpipe Operations, Area Familiarization, Confined Space, Trench Rescue, Performance Standards, Unified Command/Wildland/Evacuation Drill,

Public Education:

Numerous public education/awareness of Defensible Space. Firewise Community info meeting planning, Placer County Evacuation Town Hall,

Fire Prevention/Inspections:

Plan Checks (2), Sprinkler Rough (2), Building Final (2), LPG (2), STR and AB38 Defensible Space (14), Tent (4), Solar (0)

Defensible Space - Commercial (6)

Other: Numerous Calls/Visits to Stn. 21 per fuels reduction

Equipment:

Received bids for extrication equipment replacement.

Overtime (OT) & Forced Overtime (FOT) Hours:

Regular OT hours for Current period: 157 hours (July 19 to Aug. 21, 2023)
Forced OT hours for Current period: 0 hours (July 19 to Aug. 21, 2023)
Days, since last report, dropped to 3 on duty (flex min staffing to 3): 2 days
Year to Date OT hours: 1,541.5 hours
Year to Date FOT hours: 226 hours

Emergency Calls:

Please see attached pages.
Total calls for the period: 46 (July 19 to Aug. 21, 2023)
Year to Date 2023 calls: 502 (YTD 2022: 421 Calls)

Notable Items:

OV-1 Community Meeting; Wildfire Preparedness Presentation at NTCA; Panelist Placer Co. Evacuation Town Hall; Lake Tahoe Summit; OV-4 Preliminary Meeting; Lightning event resulting in dozens of starts in the immediate area, (one start on Tram Face and a 3,000-acre fire near town of Washington) and many new fires further north to which XTB sent a strike team and numerous overhead positions.

Staffing and Employment Opportunities:

- We continue to run two shifts at minimum flex staffing. This creates difficulty covering vacation and sick leaves and resentment has been building.
- We are accepting applications for the position of FT Firefighter-Paramedic through Sept. 4th. We intend to fill two vacant positions and create a hiring list. We have received five qualified applicants.

ATTACHMENTS: Total Record Volume by Incident Type Report.

DATE PREPARED: August 21, 2023

Monthly (July 19 to August 21, 2023)

52%

FIRE
Percentage of Total Incidents

48%

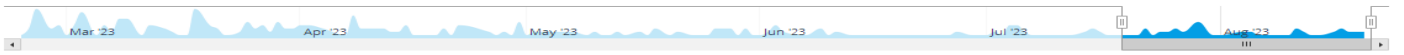
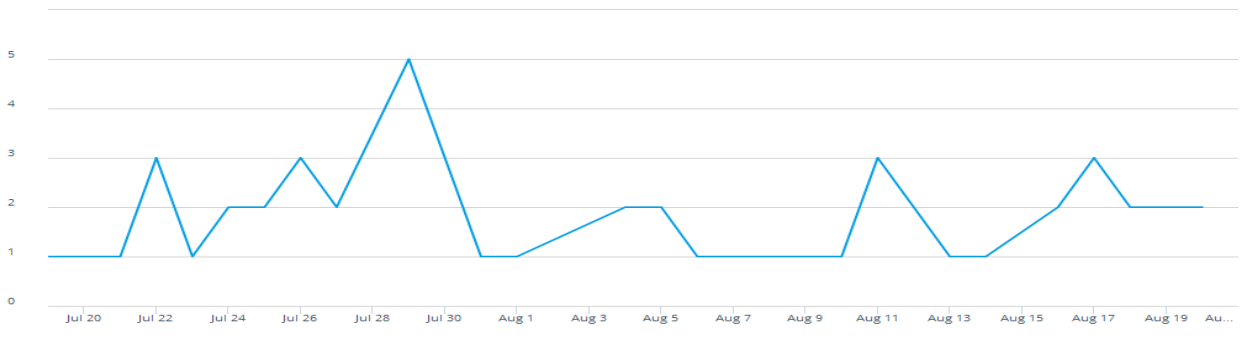
EMS
Percentage of Total Incidents

46

INCIDENTS
In Selected Time Slice

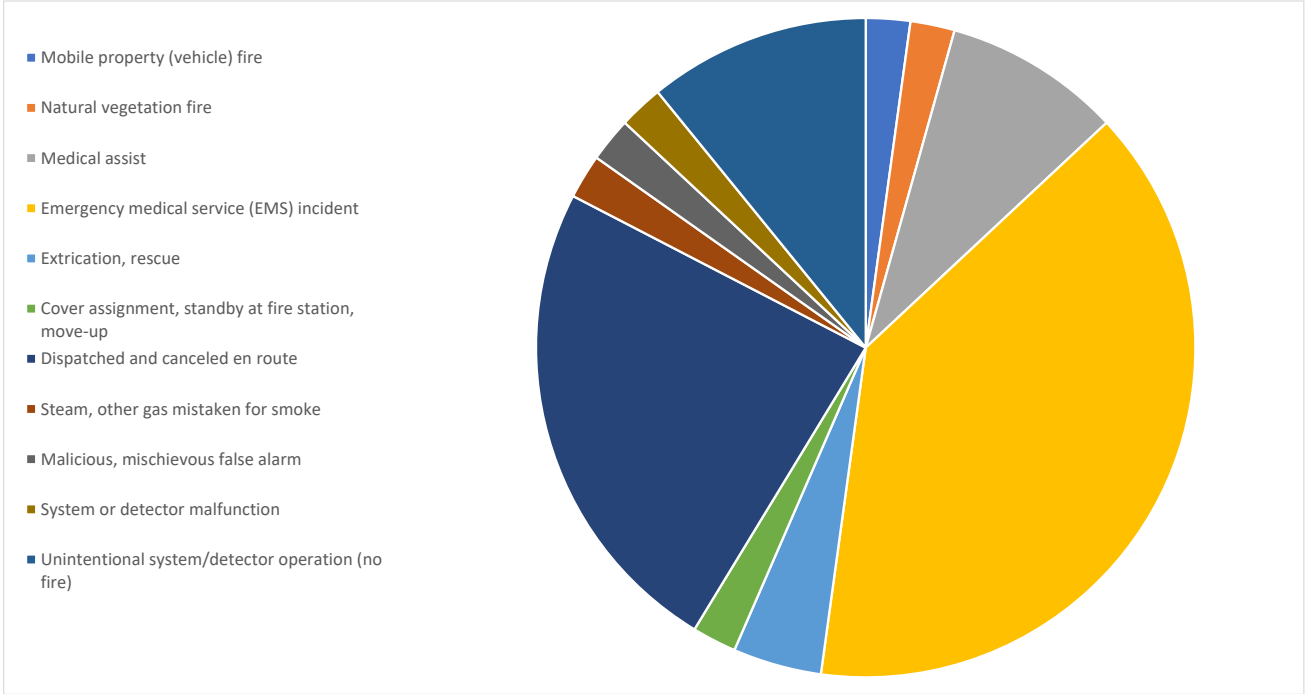
34

DAYS
In Selected Time Slice



Counts

Week Ending	7/23/23	7/30/23	8/6/23	8/13/23	8/20/23	8/27/23	9/3/23	9/10/23	9/17/23	9/24/23	10/1/23	10/8/23	10/15/23	Total
Mobile property (vehicle) fire					1									1
Natural vegetation fire						1								1
Medical assist				1	1	2								4
Emergency medical service (EMS) incident	3	6	4	1	4									18
Extrication, rescue		1			1									2
Cover assignment, standby at fire station, move-up			1											1
Dispatched and canceled en route	1	4	1	2	3									11
Steam, other gas mistaken for smoke						1								1
Malicious, mischievous false alarm			1											1
System or detector malfunction					1									1
Unintentional system/detector operation (no fire)	1	1	1	1	1									5
Total	5	14	7	8	12									46



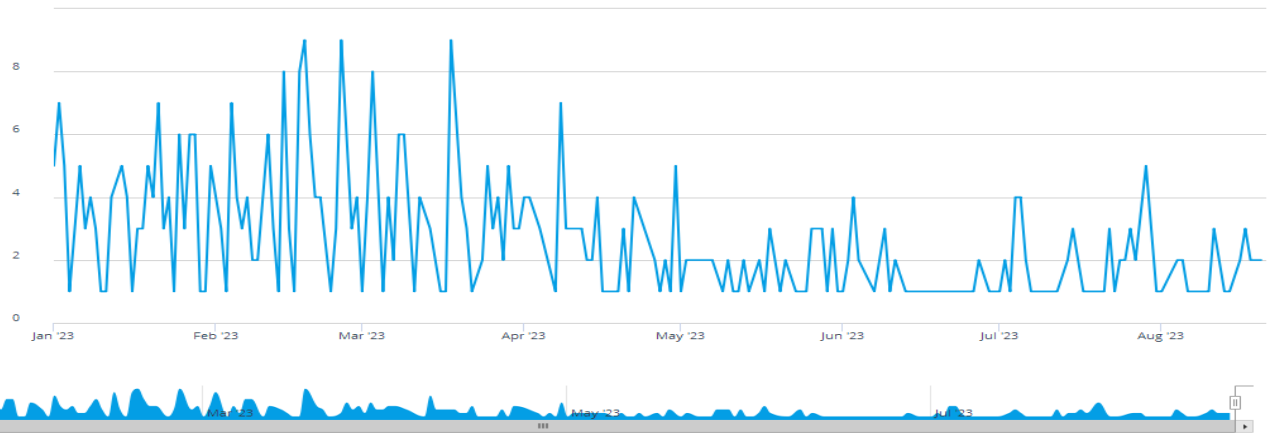
Year to Date (January 01 to August 21, 2023)

44%
FIRE
Percentage of Total Incidents

56%
EMS
Percentage of Total Incidents

501
INCIDENTS
In Selected Time Slice

233
DAYS
In Selected Time Slice



Counts

	Jan '23	Feb '23	Mar '23	Apr '23	May '23	Jun '23	Jul '23	Aug '23	Total
Fire, other	1		1						2
Structure Fire		1	2	1		1			5
Mobile property (vehicle) fire								1	1
Natural vegetation fire								1	1
Outside rubbish fire			1						1
Special outside fire		1							1
Medical assist	1	1				3	1	4	11
Emergency medical service (EMS) incident	62	57	51	39	21	9	21	8	268
Extrication, rescue	1	1	1	1	1		1	1	7
Flammable gas or liquid condition, other	1		1						2
Combustible/flammable spills & leaks	3		1	1	3	1	2		11
Chemical release, reaction, or toxic condition	1	2	1			1			5
Electrical wiring/equipment problem	3				1				4
Service call, other		1							1
Person in distress			3						3
Public service assistance	1		1				1		3
Cover assignment, standby at fire station, move-up		1			1		1		3
Dispatched and canceled en route	17	26	14	12	9	5	13	6	102
Controlled burning					1				1
Steam, other gas mistaken for smoke								1	1
HazMat release investigation w/no HazMat	8	5	10	1	1	3	1		29
Malicious, mischievous false alarm							2		2
System or detector malfunction	5	3				1	1	1	11
Unintentional system/detector operation (no fire)	6	3	1	4	1	4	3	3	25
UNK		1							1
Total	110	103	88	59	40	28	47	26	501

