




SQUAW VALLEY PUBLIC SERVICE DISTRICT



Fire Department Status Report

DATE: November 21, 2017
TO: District Board Members
FROM: Allen Riley, Fire Chief
SUBJECT: Fire Department Status Report – Information Only

1. Training – Critical Incident Stress Debriefing, Firefighter Bill of Rights, medical protocols, infrequent skills (medical), immobilization (c-spine, extremities), driver training, communications.
Regional Training Facility at Truckee Airport moving forward.
2. Public Education – Child passenger safety carseat fittings, community CPR classes, CPR skills. SVFD has received multiple thank you letters from the communities that E-221 protected during the recent strike team to the fires in the Napa and Sonoma Counties.
3. Fire Prevention – Commercial occupancy inspections: Alice's Mtn Market, Parallel Sports, 7-11, Squaw Peak Condos, Euro Snacks, Squaw Valley Lodge, Starbuck's, The Back Country, Lather and Fizz, The Ledge Board Shop, Trilogy Spa, Oakley Store.
4. Equipment – New B-21 is here! The old Brush (B-22) will go out for needed maintenance, E-21 has rings on the door!
5. Emergency Calls - please see attached pages

Total for the period: 23

2017 year to date: 565

2016 year to date: 473

Squaw Valley Fire Department

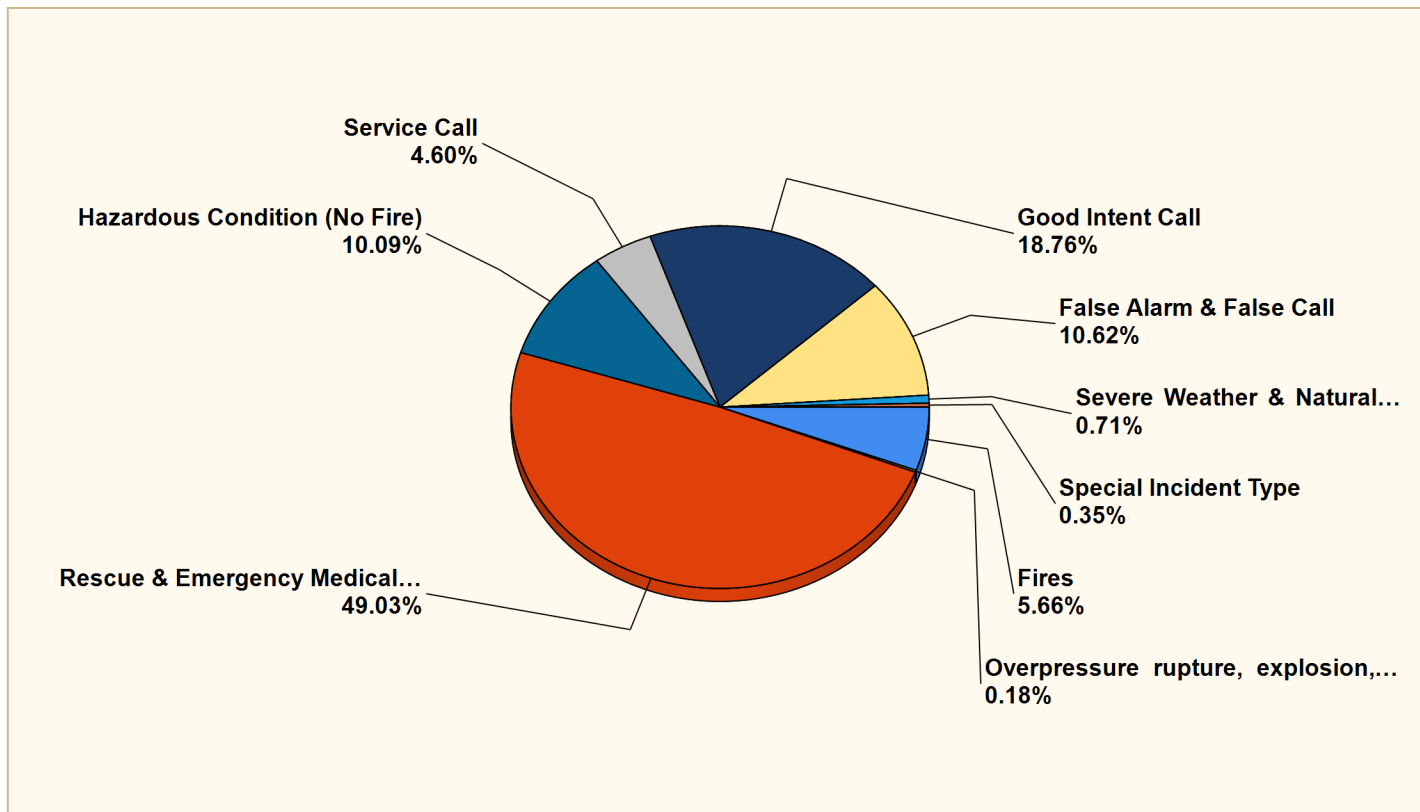
Olympic Valley, CA

This report was generated on 11/20/2017 3:57:20 PM



Breakdown by Major Incident Types for Date Range

Zone(s): All Zones | Start Date: 01/01/2017 | End Date: 11/20/2017



MAJOR INCIDENT TYPE	# INCIDENTS	% of TOTAL
Fires	32	5.66%
Overpressure rupture, explosion, overheating - no fire	1	0.18%
Rescue & Emergency Medical Service	277	49.03%
Hazardous Condition (No Fire)	57	10.09%
Service Call	26	4.60%
Good Intent Call	106	18.76%
False Alarm & False Call	60	10.62%
Severe Weather & Natural Disaster	4	0.71%
Special Incident Type	2	0.35%
TOTAL	565	100.00%

Only REVIEWED incidents included. Summary results for a major incident type are not displayed if the count is zero.

Detailed Breakdown by Incident Type

INCIDENT TYPE	# INCIDENTS	% of TOTAL
100 - Fire, other	1	0.18%
111 - Building fire	9	1.59%
113 - Cooking fire, confined to container	1	0.18%
114 - Chimney or flue fire, confined to chimney or flue	2	0.35%
131 - Passenger vehicle fire	2	0.35%
140 - Natural vegetation fire, other	1	0.18%
141 - Forest, woods or wildland fire	12	2.12%
142 - Brush or brush-and-grass mixture fire	2	0.35%
160 - Special outside fire, other	2	0.35%
251 - Excessive heat, scorch burns with no ignition	1	0.18%
300 - Rescue, EMS incident, other	3	0.53%
311 - Medical assist, assist EMS crew	9	1.59%
320 - Emergency medical service, other	5	0.88%
321 - EMS call, excluding vehicle accident with injury	233	41.24%
322 - Motor vehicle accident with injuries	9	1.59%
323 - Motor vehicle/pedestrian accident (MV Ped)	3	0.53%
324 - Motor vehicle accident with no injuries.	7	1.24%
350 - Extrication, rescue, other	5	0.88%
363 - Swift water rescue	3	0.53%
410 - Combustible/flammable gas/liquid condition, other	1	0.18%
412 - Gas leak (natural gas or LPG)	23	4.07%
424 - Carbon monoxide incident	5	0.88%
442 - Overheated motor	1	0.18%
444 - Power line down	23	4.07%
445 - Arcing, shorted electrical equipment	1	0.18%
461 - Building or structure weakened or collapsed	3	0.53%
500 - Service Call, other	2	0.35%
510 - Person in distress, other	1	0.18%
520 - Water problem, other	1	0.18%
521 - Water evacuation	1	0.18%
531 - Smoke or odor removal	2	0.35%
550 - Public service assistance, other	3	0.53%
551 - Assist police or other governmental agency	3	0.53%
553 - Public service	3	0.53%
554 - Assist invalid	3	0.53%
571 - Cover assignment, standby, moveup	7	1.24%
611 - Dispatched & cancelled en route	86	15.22%
622 - No incident found on arrival at dispatch address	2	0.35%
631 - Authorized controlled burning	2	0.35%
652 - Steam, vapor, fog or dust thought to be smoke	2	0.35%
671 - HazMat release investigation w/no HazMat	14	2.48%
700 - False alarm or false call, other	1	0.18%
710 - Malicious, mischievous false call, other	2	0.35%
711 - Municipal alarm system, malicious false alarm	2	0.35%
714 - Central station, malicious false alarm	1	0.18%
730 - System malfunction, other	1	0.18%
731 - Sprinkler activation due to malfunction	1	0.18%
732 - Extinguishing system activation due to malfunction	1	0.18%
733 - Smoke detector activation due to malfunction	5	0.88%
734 - Heat detector activation due to malfunction	2	0.35%
735 - Alarm system sounded due to malfunction	9	1.59%
736 - CO detector activation due to malfunction	3	0.53%
740 - Unintentional transmission of alarm, other	1	0.18%
741 - Sprinkler activation, no fire - unintentional	1	0.18%
742 - Extinguishing system activation	1	0.18%

Only REVIEWED incidents included. Summary results for a major incident type are not displayed if the count is zero.

Detailed Breakdown by Incident Type

INCIDENT TYPE	# INCIDENTS	% of TOTAL
743 - Smoke detector activation, no fire - unintentional	12	2.12%
744 - Detector activation, no fire - unintentional	5	0.88%
745 - Alarm system activation, no fire - unintentional	12	2.12%
800 - Severe weather or natural disaster, other	1	0.18%
815 - Severe weather or natural disaster standby	3	0.53%
911 - Citizen complaint	2	0.35%
TOTAL INCIDENTS:	565	100.00%

Only REVIEWED incidents included. Summary results for a major incident type are not displayed if the count is zero.

Squaw Valley Fire Department

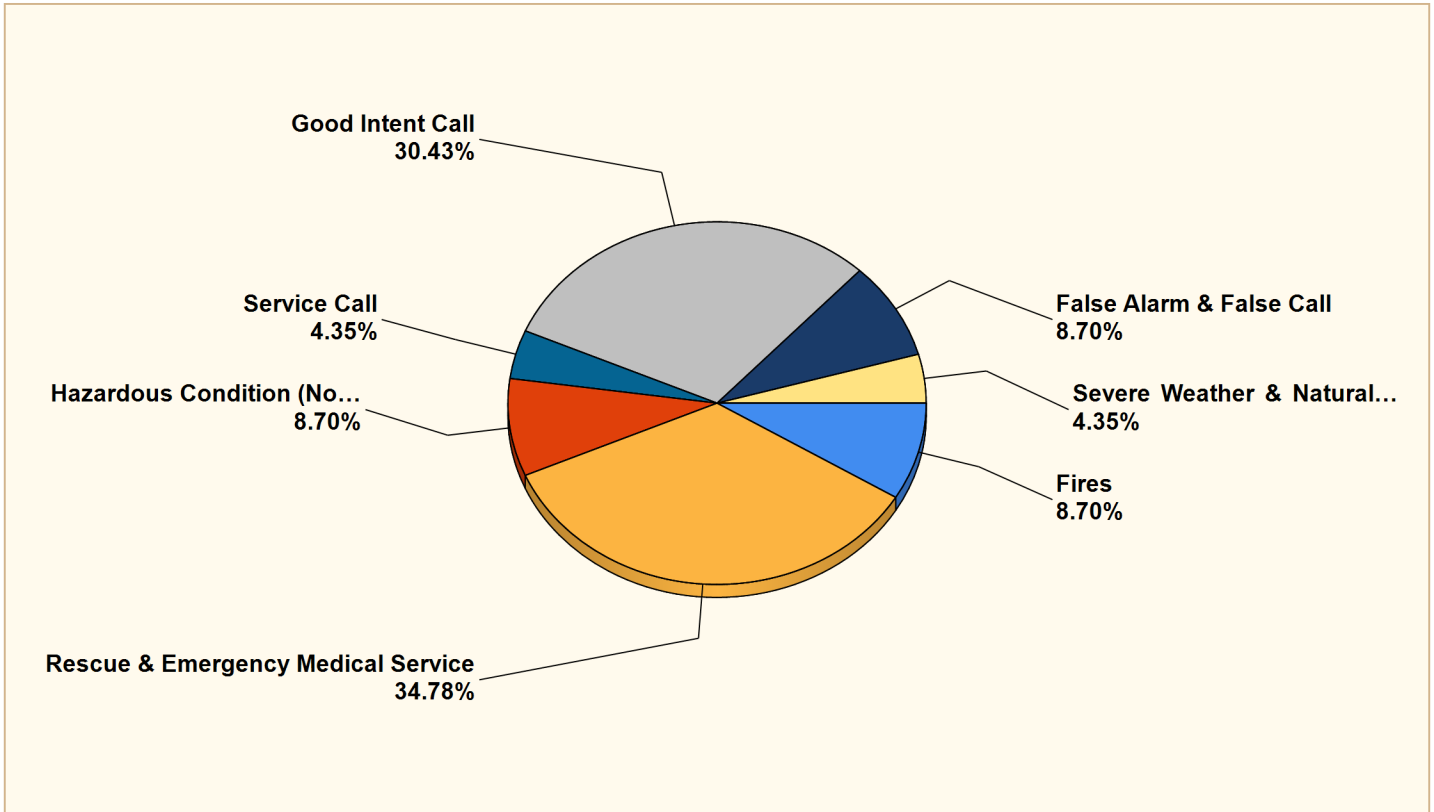
Olympic Valley, CA

This report was generated on 11/20/2017 3:55:51 PM



Breakdown by Major Incident Types for Date Range

Zone(s): All Zones | Start Date: 10/19/2017 | End Date: 11/20/2017



MAJOR INCIDENT TYPE	# INCIDENTS	% of TOTAL
Fires	2	8.70%
Rescue & Emergency Medical Service	8	34.78%
Hazardous Condition (No Fire)	2	8.70%
Service Call	1	4.35%
Good Intent Call	7	30.43%
False Alarm & False Call	2	8.70%
Severe Weather & Natural Disaster	1	4.35%
TOTAL	23	100.00%

Only REVIEWED incidents included. Summary results for a major incident type are not displayed if the count is zero.

Detailed Breakdown by Incident Type

INCIDENT TYPE	# INCIDENTS	% of TOTAL
113 - Cooking fire, confined to container	1	4.35%
160 - Special outside fire, other	1	4.35%
321 - EMS call, excluding vehicle accident with injury	7	30.43%
350 - Extrication, rescue, other	1	4.35%
412 - Gas leak (natural gas or LPG)	1	4.35%
442 - Overheated motor	1	4.35%
531 - Smoke or odor removal	1	4.35%
611 - Dispatched & cancelled en route	5	21.74%
622 - No incident found on arrival at dispatch address	1	4.35%
631 - Authorized controlled burning	1	4.35%
700 - False alarm or false call, other	1	4.35%
710 - Malicious, mischievous false call, other	1	4.35%
815 - Severe weather or natural disaster standby	1	4.35%
TOTAL INCIDENTS:	23	100.00%

Only REVIEWED incidents included. Summary results for a major incident type are not displayed if the count is zero.



Truckee Fire Protection District

*Proudly providing service to portions of both Nevada and
Placer Counties and the Town of Truckee*

Board of Directors

*Gary R. Botto
Victor R. Hernandez
Gerald W. Herrick
Ronald E. Perea
Paul D. Wilford*

Fire Chief

William G. Seline

Division Chiefs

*Craig A. Harvey
Rod A. Brock*



Chief Allen Riley
Squaw Valley Public Service District
PO Box 2026
Olympic Valley, CA 96146

October 19, 2017

Dear Chief Riley,

I want to sincerely thank you, your Board, and your Department for the CAFS Foam Unit. The TRI-MAX 30 CAFS Foam Unit will be mounted in one of our utility pickups and available to the region for response as needed. Every year during the airshow at the Truckee Tahoe Airport, we borrow a foam unit like this from Reno Fire, so it will be nice to have one available for that event as well as general incidents requiring large amounts of foam.

We continue to enjoy the great working relationship that you foster between our departments on a daily basis. Thank you.

Sincerely,

Bill Seline
Fire Chief